



# Club Health Assessment for District 3233 C through April 2025

			Status	Membership							Reports					Finance		LCIF
Club Number	Club Name	Charter Date		Current Member Count	YTD Members Added	YTD Members Dropped	YTD Net Growth	YTD Net Growth%	Member Count 12 Months Ago	Avg. length of service for dropped members	Months Since Last MMR ***	Yrs. Since Last Officer Report	President Rotation	Vice President Reported ****	Months Since Last Activity Report ***	Account Balance	Donations for current Fiscal Year	
			Number of times on status quo within last two years	If below 15 members appears				If net loss is greater than 20% appears			If no report in 3 months appears in	When more than one year appears in	Number of repeat terms	Notes the officers that do not have an active	If no report at 12 months appears in red			
Clubs less than two years old																		
171868	Ahiwara	06/10/2024	Active(1)	2	0	18	-18	-90.00%	0	1	4		2	S,T,M,VP,SC	8	90+ Days		
155601	Ambikapur Mahamaya	09/29/2023	Active	11	1	0	1	10.00%	20		1		2	M,VP,SC	0			
171552	Bhilai Ekam	05/09/2024	Cancelled(8*)	0	0	20	-20	-100.00%	0	1	1		None	P,S,T,M,VP SC	N/R			
181429	Bilaspur Lakshya	03/18/2025	Newly Chartered	20	20	0	20	100.00%	0		1		N		N/R			
180255	Bilaspur Pride	01/15/2025	Active	20	20	0	20	100.00%	0		1		N	VP	N/R			
157984	Bilaspur Shakti	04/05/2024	Active	15	6	1	5	50.00%	20	1	0			VP,SC	0			
179905	Bilaspur Vardaan	12/20/2024	Active	20	20	0	20	100.00%	0		1			M,VP,SC	0			
157869	Bilaspur Wings	04/24/2024	Active	11	0	2	-2	-15.38%	21	1	0		3	M,VP,SC	9			
156670	Damoh Damayanti	12/11/2023	Active	20	0	0	0	0.00%	20		11			M,VP,SC	9			
171185	Durg Vision	04/25/2024	Active(1)	26	3	0	3	13.04%	20		0		2	N	M	1		
180145	Raipur United	01/03/2025	Active	21	21	0	21	100.00%	0		3			M,VP,SC	N/R			
179551	Satna City	11/13/2024	Active	18	28	10	18	100.00%	0	0	4			T,M,VP,SC	N/A			
155139	Satna Vindhya	07/10/2023	Active	20	2	3	-1	-4.76%	26	1	1		2	M,VP,SC	7			
Clubs more than two years old																		
50128	AKALTARA CITY	01/24/1990	Active	17	0	3	-3	-15.00%	20	35	4			M,VP,SC	8	\$2,006.59	\$1,000.30	
146315	Amarpatan	06/14/2021	Active	4	0	0	0	0.00%	4		14		5	M,VP	3			
62368	AMBIKAPUR CENTRAL	09/15/1999	Active	15	2	4	-2	-11.76%	17	9	0		N	VP	8			
106245	AMBIKAPUR SUPAR STAR	08/12/2009	Active(1)	10	0	1	-1	-9.09%	11	15	4		R	P,T,M,SC	8			
77894	AMBIKAPUR SURGUJA	12/01/2003	Active	18	0	0	0	0.00%	20		10		N	P,S,T,M,VP SC	3			
67183	ANUPPUR TOWN	01/30/2003	Active	17	0	0	0	0.00%	16		4		N	VP	1			
142556	Bada Malhera Star	08/06/2020	Active	3	0	0	0	0.00%	3		12			S,VP	8			
Exc Award (06/30/2021)																		
45622	BALCO	12/02/1985	Active	53	2	2	0	0.00%	50	8	4		N	VP,SC	2			
Exc Award (06/30/2021, 06/30/2024)																		



# Club Health Assessment for District 3233 C through April 2025

			Status	Membership							Reports					Finance		LCIF
Club Number	Club Name	Charter Date		Current Member Count	YTD Members Added	YTD Members Dropped	YTD Net Growth	YTD Net Growth%	Member Count 12 Months Ago	Avg. length of service for dropped members	Months Since Last MMR ***	Yrs. Since Last Officer Report	President Rotation	Vice President Reported ****	Months Since Last Activity Report ***	Account Balance	Donations for current Fiscal Year	
			Number of times on status quo within last two years	If below 15 members appears	If net loss is greater than 20% appears					If no report in 3 months appears in	When more than one year appears in	Number of repeat terms	Notes the officers that do not have an active	If no report at 12 months red				
136320	Bemetara City	09/05/2018	Cancelled(8*)	0	0	21	-21	-100.00%	21	6	4		None	P,S,T,M,VP SC	9	90+ Days		
26288	BHILAI	03/13/1963	Active	54	6	4	2	3.85%	58	8	2			N S,T,VP	0		\$1,000.30	
144081	Bhilai Gold	12/30/2020	Active	3	1	0	1	50.00%	2		1		3	M,VP,SC	8			
Exc Award (06/30/2021)																		
120423	Bhilai Great	09/26/2013	Active	14	0	3	-3	-17.65%	25	3	9			N P,M,SC	4			
Exc Award (06/30/2021)																		
109365	BHILAI PINNACLE	09/28/2010	Active	40	0	12	-12	-23.08%	45	5	0			N	4			
Exc Award (06/30/2021, 06/30/2024)																		
142118	Bhilai Royal	07/10/2020	Active	56	0	0	0	0.00%	83		0			N S,M	9			
Exc Award (06/30/2021)																		
143858	Bhilai Shine	01/03/2021	Active	2	0	0	0	0.00%	2		19		4	P,T,M,VP,SC	3			
151331	Bhilai Silver	06/20/2022	Active	2	0	3	-3	-60.00%	2	3	9		4	M,VP,SC	4			
151317	Bhilai Super Star	06/17/2022	Active(1)	1	0	4	-4	-80.00%	2	3	9		4	S,T,M,VP,SC	3			
26291	BILASPUR	12/20/1964	Active	111	6	0	6	5.71%	106		5			T,M,VP,SC	2		\$2,006.59	
151375	Bilaspur Browns	06/22/2022	Active	3	0	0	0	0.00%	5		11		4	S,M,VP,SC	4			
145155	Bilaspur Capital	02/26/2021	Active	16	3	0	3	23.08%	17		5			P,M,VP,SC	2		\$5,019.47	
95902	BILASPUR CARE	02/23/2006	Active	26	1	0	1	4.00%	25		2		2	R S,SC	1		\$1,006.29	
Exc Award (06/30/2021)																		
63691	BILASPUR CENTRAL	11/14/2000	Active	19	0	0	0	0.00%	19		7		3	R S,M,SC	6			
103767	BILASPUR CLASSIC PLUS	10/07/2008	Active	24	3	0	3	14.29%	25		2			S,M,VP,SC	1			
Exc Award (06/30/2021)																		
63997	BILASPUR GOLD	02/21/2001	Active	18	1	1	0	0.00%	19	1	3			R T	1		\$1,006.29	
140842	Bilaspur Health Care	02/11/2020	Active(1)	6	2	1	1	20.00%	14	1	0			VP	6		\$1,006.29	
147546	Bilaspur Jyotsna	07/13/2021	Active	14	8	0	8	133.33%	6		0		3	R T,M,VP,SC	1			
125972	Bilaspur Midtown	01/13/2016	Active	48	9	0	9	23.08%	42		1			N T	0		\$7,020.08	
Exc Award (06/30/2021)																		
151377	Bilaspur Nyaydhani	06/22/2022	Active	3	0	0	0	0.00%	3		13		4	M,VP,SC	4			



# Club Health Assessment for District 3233 C through April 2025

			Status	Membership							Reports					Finance		LCIF
Club Number	Club Name	Charter Date		Current Member Count	YTD Members Added	YTD Members Dropped	YTD Net Growth	YTD Net Growth%	Member Count 12 Months Ago	Avg. length of service for dropped members	Months Since Last MMR ***	Yrs. Since Last Officer Report	President Rotation	Vice President Reported ****	Months Since Last Activity Report ***	Account Balance	Donations for current Fiscal Year	
			Number of times on status quo within last two years	If below 15 members appears				If net loss is greater than 20% appears			If no report in 3 months appears in	When more than one year appears in	Number of repeat terms	Notes the officers that do not have an active	If no report at 12 months appears in red			
Exc Award (06/30/2024)																		
142119	Bilaspur Royal	07/08/2020	Active	9	1	0	1	12.50%	6		9		2	M,VP,SC	1			
Exc Award (06/30/2021)																		
140547	Bilaspur Samman	12/30/2019	Active	12	4	1	3	33.33%	13	5	0			N	2			
151138	Bilaspur Samriddhi	06/16/2022	Active	10	0	0	0	0.00%	11		4			IP	4		\$3,000.90	
145102	Bilaspur Sankalp	02/19/2021	Active(1)	14	0	0	0	0.00%	14		16				7			
Exc Award (06/30/2021)																		
125683	Bilaspur Sewa	10/29/2015	Active	18	0	0	0	0.00%	17		11			N	3			
Exc Award (06/30/2024)																		
140482	Bilaspur Smile	12/30/2019	Active	10	3	0	3	42.86%	12		0		None		1			
Exc Award (06/30/2021)																		
140480	Bilaspur Urja	01/27/2020	Cancelled(8*)	0	0	9	-9	-100.00%	14	2	3		None	P,S,T,M,VP SC	10	90+ Days		
Exc Award (06/30/2021)																		
135023	Bilaspur Utkarsh	06/05/2018	Active	17	5	3	2	13.33%	13	11	0			N	6		\$2,019.76	
Exc Award (06/30/2021)																		
98725	BILASPUR VASUNDHARA	03/06/2007	Active	22	7	1	6	37.50%	19	17	4			N	1		\$1,239.89	
143429	Bilaspur Women	11/02/2020	Active(3)	6	0	2	-2	-25.00%	9	3	3				9			
Exc Award (06/30/2021)																		
39321	BURHAR	01/12/1981	Active(2)	3	0	0	0	0.00%	3		20				3			
Exc Award (06/30/2021)																		
26294	CHAMPA	04/23/1965	Active	30	1	0	1	3.45%	29		1		2	R	8			
128292	Chhal Black Diamond	07/22/2016	Active(2)	4	0	0	0	0.00%	9		10				13			
Exc Award (06/30/2021)																		
38836	CHHATARPUR	07/16/1980	Active	36	0	0	0	0.00%	36		5			N	8		\$1,000.30	
40941	CHHINDWARA	02/23/1982	Active(2)	18	0	0	0	0.00%	18		19		2		3			
66649	CHHINDWARA GREATER	09/27/2002	Active(1)	17	0	0	0	0.00%	17		0			N	4			
147410	Chirimiri Vardan	07/05/2021	Active	6	1	0	1	20.00%	6		1				3			
122319	Damoh	05/27/2014	Active	25	0	3	-3	-10.71%	27	7	7				5			



# Club Health Assessment for District 3233 C through April 2025

			Status	Membership							Reports					Finance	LCIF	
Club Number	Club Name	Charter Date		Current Member Count	YTD Members Added	YTD Members Dropped	YTD Net Growth	YTD Net Growth%	Member Count 12 Months Ago	Avg. length of service for dropped members	Months Since Last MMR ***	Yrs. Since Last Officer Report	President Rotation	Vice President Reported ****	Months Since Last Activity Report ***	Account Balance	Donations for current Fiscal Year	
			Number of times on status quo within last two years	If below 15 members appears				If net loss is greater than 20% appears			If no report in 3 months appears in	When more than one year appears in	Number of repeat terms	Notes the officers that do not have an active	If no report at 12 months red			
52433	DHANTARI FRIENDS	01/22/1992	Active	33	3	0	3	10.00%	30		3		2	N	T,M,SC	0		\$1,018.27
	Exc Award (06/30/2021)																	
50302	DURG CITY	03/13/1990	Active	39	5	2	3	8.33%	43	18	2			N	M,VP,SC	4		\$1,000.30
54859	DURG MIDTOWN	09/07/1993	Active(1)	20	0	0	0	0.00%	20		3		2	N	P,T,M,VP,SC	2		
117537	DURG PLATINUM	08/09/2012	Active(2)	5	0	6	-6	-54.55%	11	6	4		2		M,VP,SC	21		
	Exc Award (06/30/2021)																	
139425	Durg Suwarna	09/03/2019	Active	6	0	0	0	0.00%	6		22		4		M,VP,SC	3		
127176	Gadarwara Shankri	05/09/2016	Active	19	4	1	3	18.75%	16	9	3			N		2		\$1,006.29
26308	JABALPUR	02/09/1960	Active	36	4	0	4	12.50%	32		0			N	M	0		\$1,000.30
39592	JABALPUR CENTRAL	03/06/1981	Active	52	0	0	0	0.00%	51		1			N	T,M	2		\$1,006.29
	Exc Award (06/30/2021)																	
145522	Jabalpur City	03/30/2021	Active	1	0	0	0	0.00%	1		12		5		M,VP,SC	8		
	Exc Award (06/30/2021)																	
103717	JABALPUR FATEH	09/25/2008	Active	5	0	1	-1	-16.67%	7	4	4				M,VP,SC	4		
	Exc Award (06/30/2021)																	
76091	JABALPUR FRIENDS	07/31/2003	Active	3	0	0	0	0.00%	3		12		2		P,M,VP,SC	9		
77592	JABALPUR HELP	09/19/2003	Active	8	0	0	0	0.00%	8		12				T,M,VP,SC	3		
	Exc Award (06/30/2021)																	
106887	JABALPUR JABALI	11/23/2009	Active	7	4	3	1	16.67%	6	0	1		3	R	T,SC	0		
62286	JABALPUR MARBLE ROCKS	07/22/1999	Active	36	2	2	0	0.00%	36	4	0			N		1		
	Exc Award (06/30/2021)																	
136287	Jabalpur Sanskardhani	08/28/2018	Active	9	0	0	0	0.00%	16		11		2	N	T,M,SC	8		
138025	Jabalpur Shraddha	05/02/2019	Active	11	1	2	-1	-8.33%	12	6	3				T,VP,SC	0		
	Exc Award (06/30/2021)																	
133305	Jabalpur Star	12/14/2017	Active	9	0	1	-1	-10.00%	15	7	7				P,M,VP	7		
145523	Jabalpur Uday	03/31/2021	Active	4	0	1	-1	-20.00%	5	4	7				T,VP	8		
96458	JANJGIR NAILA	03/08/2006	Active(1)	25	0	0	0	0.00%	25		20		3		T,M,VP,SC	3		



# Club Health Assessment for District 3233 C through April 2025

			Status	Membership							Reports					Finance		LCIF
Club Number	Club Name	Charter Date		Current Member Count	YTD Members Added	YTD Members Dropped	YTD Net Growth	YTD Net Growth%	Member Count 12 Months Ago	Avg. length of service for dropped members	Months Since Last MMR ***	Yrs. Since Last Officer Report	President Rotation	Vice President Reported ****	Months Since Last Activity Report ***	Account Balance	Donations for current Fiscal Year	
			Number of times on status quo within last two years	If below 15 members appears				If net loss is greater than 20% appears			If no report in 3 months appears in	When more than one year appears in	Number of repeat terms	Notes the officers that do not have an active	If no report at 12 months red			
109838	JUNNARDEO	12/09/2010	Active(2)	8	0	0	0	0.00%	8		16			VP	3	90+ Days		
	Exc Award (06/30/2021)																	
133681	Katghora Chhuri	02/09/2018	Active	40	0	0	0	0.00%	40		9		N	S,T,VP	5			
	Exc Award (06/30/2021)																	
78522	KATNI CLASSIC	03/18/2004	Active	38	0	0	0	0.00%	42		8		N	T,M,VP	3			
151152	Katni Goonj	06/08/2022	Active(1)	3	1	1	0	0.00%	3	4	0		2	S,M,VP,SC	3			
125920	Katni Limecity	10/13/2015	Active	20	4	0	4	25.00%	19		2		N	VP	1		\$2,018.57	
97632	KATNI MURWARA	08/18/2006	Cancelled(8*)	0	0	5	-5	-100.00%	5	15	23	1	None	P,S,T,M,VP SC	21	90+ Days		
122913	Katni Royal	08/12/2014	Active	36	0	5	-5	-12.20%	41	3	7			P,M,VP,SC	7			
151139	Katni Warriors	06/08/2022	Active(1)	3	0	0	0	0.00%	3		0		4	M,VP,SC	3			
40186	KAWARDHA	06/29/1981	Active	46	4	0	4	9.52%	46		0		R	M,VP,SC	1			
	Exc Award (06/30/2021)																	
63998	KHAJURAHO	02/21/2001	Active(1)	9	3	3	0	0.00%	11	14	4		N	P,M,SC	3			
103803	KHARSIA CITY	10/10/2008	Active(1)	28	1	0	1	3.70%	27		6		N		3			
35458	KORBA	04/05/1978	Active	78	2	2	0	0.00%	78	10	3		N		0		\$1,000.30	
	Exc Award (06/30/2021, 06/30/2024)																	
96456	KORBA EVEREST	03/08/2006	Active	6	0	0	0	0.00%	9		9		3	N		2		
151351	Korba Gurukul	06/21/2022	Active	19	1	8	-7	-26.92%	47	3	0		N	T	4			
59224	KORBA NTPC JAMNIPALI	03/07/1997	Active	25	2	0	2	8.70%	27		6		N	SC	3			
121031	Korba Vidyut Nagar	12/27/2013	Active	25	5	1	4	19.05%	17	9	1		None	P,M,VP,SC	6			
	Exc Award (06/30/2021)																	
58225	MAIHAR	05/07/1996	Active(1)	22	1	1	0	0.00%	24	5	5		R	VP	7	90+ Days		
	Exc Award (06/30/2021)																	
40476	MANENDRAGARH	10/20/1981	Active	26	0	0	0	0.00%	24		8		N	M,SC	9		\$2,006.59	
132304	Manendragarh Pride	01/24/2018	Active	20	0	0	0	0.00%	20		7		N	SC	1		\$2,006.59	
	Exc Award (06/30/2021)																	
125986	Masturi Platinum	11/04/2015	Active	3	0	0	0	0.00%	3		21		6	S,M,VP,SC	8			



# Club Health Assessment for District 3233 C through April 2025

			Status	Membership							Reports					Finance		LCIF
Club Number	Club Name	Charter Date		Current Member Count	YTD Members Added	YTD Members Dropped	YTD Net Growth	YTD Net Growth%	Member Count 12 Months Ago	Avg. length of service for dropped members	Months Since Last MMR ***	Yrs. Since Last Officer Report	President Rotation	Vice President Reported ****	Months Since Last Activity Report ***	Account Balance	Donations for current Fiscal Year	
			Number of times on status quo within last two years	If below 15 members appears				If net loss is greater than 20% appears			If no report in 3 months appears in	When more than one year appears in	Number of repeat terms	Notes the officers that do not have an active	If no report at 12 months appears in red			
Exc Award (06/30/2021)																		
31612	NANDAGAON	01/16/1976	Active	25	5	0	5	25.00%	25		2			N	M,SC	8	\$1,000.30	
Exc Award (06/30/2021)																		
44589	PANDHURNA	01/14/1985	Active	13	0	0	0	0.00%	13		11		2	R		21		
151142	Panna	06/08/2022	Active	4	0	0	0	0.00%	4		13		4	N	T,M,SC	13		
47119	PARASIA CHANDAMETTA	03/31/1987	Active	31	0	1	-1	-3.13%	32	29	5		2		VP,SC	1		
144941	Raigarh Catalyst	02/11/2021	Active	3	0	2	-2	-40.00%	5	3	5		5		M,VP,SC	21	\$99.99	
Exc Award (06/30/2021, 06/30/2024)																		
143846	Raigarh Divya Urja	12/17/2020	Active	15	2	2	0	0.00%	18	3	4				M,VP,SC	6		
Exc Award (06/30/2021)																		
58227	RAIGARH MDTOWN	05/07/1996	Active	72	0	1	-1	-1.37%	73	4	4			N	M,VP,SC	3		
Exc Award (06/30/2021)																		
143512	Raigarh Pride	12/14/2020	Active	40	4	0	4	11.11%	38		1			N	T,M,SC	1		
Exc Award (06/30/2021)																		
32178	RAIGARH-CITY L C	04/29/1976	Active	35	1	7	-6	-14.63%	41	10	7			R	VP	9		
Exc Award (06/30/2021)																		
26334	RAIPUR	04/07/1962	Active	50	5	1	4	8.70%	48	20	5			N		0		
104529	RAIPUR SENIORS	01/26/2009	Active	18	2	2	0	0.00%	26	5	1			N	VP,SC	3		
120620	Raipur Capital	10/30/2013	Active	41	8	0	8	24.24%	35		0			N		0	\$5,025.40	
Exc Award (06/30/2017, 06/30/2021, 06/30/2024)																		
47585	RAIPUR CENTRAL	06/29/1987	Active	17	11	16	-5	-22.73%	22	10	3			N	M,SC	4	\$1,006.28	
Exc Award (06/30/2021, 06/30/2024)																		
116586	RAIPUR DIAMOND	04/19/2012	Active	16	1	1	0	0.00%	16	2	0		2	R		3		
Exc Award (06/30/2021)																		
48570	RAIPUR FRIENDS	05/10/1988	Active(1)	30	0	0	0	0.00%	30		4				T,M,VP,SC	7		
Exc Award (06/30/2021)																		
47586	RAIPUR GREATER	06/29/1987	Active	17	0	0	0	0.00%	19		4			R	T,VP	1		
100495	RAIPUR GREATER CITY	11/02/2007	Active	11	0	0	0	0.00%	11		23		7		T,M,VP,SC	8		



# Club Health Assessment for District 3233 C through April 2025

Club Number	Club Name	Charter Date	Status	Membership							Reports					Finance	LCIF
				Current Member Count	YTD Members Added	YTD Members Dropped	YTD Net Growth	YTD Net Growth%	Member Count 12 Months Ago	Avg. length of service for dropped members	Months Since Last MMR ***	Yrs. Since Last Officer Report	President Rotation	Vice President Reported ****	Months Since Last Activity Report ***	Account Balance	Donations for current Fiscal Year
			Number of times on status quo within last two years	If below 15 members appears				If net loss is greater than 20% appears			If no report in 3 months appears in	When more than one year appears in	Number of repeat terms	Notes the officers that do not have an active	If no report at 12 months appears in red		
151379	Raipur Prerna	06/23/2022	Active	21	6	19	-13	-38.24%	46	2	4			M,VP,SC	4		
	Exc Award (06/30/2024)																
148174	Raipur Samarpan	09/06/2021	Active	21	1	0	1	5.00%	23		6		R	M,SC	9		
124101	Raipur Sikhar	02/03/2015	Active	51	7	2	5	10.87%	46	5	1		N	T,M	0		\$2,012.58
151318	Raipur Star	06/21/2022	Active(1)	3	1	0	1	50.00%	3		3			M,VP,SC	16		
50187	RAIPUR WEST	02/09/1990	Active	58	0	43	-43	-42.57%	108	1	1		2	R	M,VP,SC	1	
	Exc Award (06/30/2019, 06/30/2021)																
48133	RAIPUR WOMEN	02/08/1988	Active	10	1	5	-4	-28.57%	24	4	4		3	N	M	1	
	Exc Award (06/30/2021)																
66386	RAJNANDGAON CITY	06/28/2002	Active	80	1	1	0	0.00%	80	3	9			M,VP,SC	4		
	Exc Award (06/30/2021)																
26336	REWA	08/20/1969	Active	70	13	1	12	20.69%	61	46	0			T,M,VP,SC	1		\$12,041.93
	Exc Award (06/30/2021)																
61121	REWA CITY	09/09/1998	Active	24	1	0	1	4.35%	25		3		R	SC	3		
53468	REWA GREAT	06/29/1992	Active	38	0	1	-1	-2.56%	41	2	0		N		0		
	Exc Award (06/30/2021)																
130472	Rewa Royal	03/20/2017	Cancelled(8*)	0	0	11	-11	-100.00%	11	6	4	1	None	P,S,T,M,VP SC	18	90+ Days	
	Exc Award (06/30/2018)																
150262	Sarangarh City	04/11/2022	Cancelled(8*)	0	0	10	-10	-100.00%	10	5	4	1	None	P,S,T,M,VP SC	20	90+ Days	
151732	Sarangarh Gold	07/22/2022	Active(1)	8	0	0	0	0.00%	8		10		3	S,M,VP,SC	3		
26338	SATNA	12/15/1966	Active	65	4	1	3	4.84%	70	27	1		N		7		\$2,090.45
131734	Satna Galaxy	08/01/2017	Active	5	0	0	0	0.00%	5		22		2	R	M,SC	3	
142284	Satna Helping Hands	07/20/2020	Active	16	1	0	1	6.67%	15		9		N	M	9		
	Exc Award (06/30/2021)																
140775	Satna Sewa	01/31/2020	Active(1)	4	0	0	0	0.00%	4		9		4	N	M	9	
	Exc Award (06/30/2021)																
154068	Sausar Sewa	04/10/2023	Cancelled(8*)	0	0	15	-15	-100.00%	15	2	4		None	P,S,T,M,VP SC	8	90+ Days	
146388	Semariya	06/20/2021	Active	4	0	0	0	0.00%	4		13		5	N	M,SC	N/A	



## Club Health Assessment for District 3233 C through April 2025

			Status	Membership							Reports					Finance	LCIF
Club Number	Club Name	Charter Date		Current Member Count	YTD Members Added	YTD Members Dropped	YTD Net Growth	YTD Net Growth%	Member Count 12 Months Ago	Avg. length of service for dropped members	Months Since Last MMR ***	Yrs. Since Last Officer Report	President Rotation	Vice President Reported ****	Months Since Last Activity Report ***	Account Balance	Donations for current Fiscal Year
			Number of times on status quo within last two years	If below 15 members appears			If net loss is greater than 20% appears				If no report in 3 months appears in	When more than one year appears in	Number of repeat terms		Notes the officers that do not have an active	If no report at 12 months appears in red	
Exc Award (06/30/2021)																	
117536	SEONI MOGLEE	08/08/2012	Active(1)	20	0	0	0	0.00%	20		16	1	None	P,S,T,M,VP SC	3		

Clubs Cancelled Previous Fiscal Year – Clubs Cancelled within last 12 months may be reinstated

Club Number	Club Name	Charter Date	Current Status*	Cancellation Date
109413	KORBA WEST URJA CITY	09/30/2010	Cancelled(8*)	12/29/2023
149805	Seoni	02/16/2022	Cancelled(8*)	09/29/2023

Current Total Clubs Count	YTD New Clubs Count	YTD Cancelled Clubs Count	YTD Net Club Gain	Current Total Members Count	YTD Add	YTD Drop	YTD Net Growth	YTD Net Growth %	Member Count 12 Months Ago	Average Member Count Per Club	% of Clubs with less than 20 members	% No MMR in 3 Months	% No Officer Report in 12 Months	% of Clubs with balance 90+ days	Number of Clubs in Status Quo	% Status Quo Clubs in Financial Suspension	Number of Cancelled Clubs	Average Cancelled Club Age	Members Lost Due to Cancellation	% of Clubs Cancelled for Non-Financial Reasons
128	5	7	-2	2,777	309	319	-10	-0.36%	2,974	22	56%	65%	1%	2%	0	0%	7	8	91	-29%

\* - P - Priority Club. Cancellation Reasons: 1-Objectives/conduct, 2-Non-active club, 5-Non-existing club, 6-Disbanding, 7-Merger, 8-Financial Suspension, 9-District/Multiple District Dues.

\*\* - Abbreviation: P-President, S-Secretary, T-Treasurer, M-Member Chairperson, VP-First Vice President, MC-Communications Chairperson, SC-Service Chairperson

\*\*\* - Abbreviation: N/R - Never reported using the Lions Clubs website, N/A - Not applicable, No password registered for the Lions Clubs website.

\*\*\*\* - Abbreviation: N - New, IP - Immediate Past, R - Repeat.





# Club Health Assessment for District 3233E1 through April 2025

			Status	Membership							Reports					Finance		LCIF
Club Number	Club Name	Charter Date		Current Member Count	YTD Members Added	YTD Members Dropped	YTD Net Growth	YTD Net Growth%	Member Count 12 Months Ago	Avg. length of service for dropped members	Months Since Last MMR ***	Yrs. Since Last Officer Report	President Rotation	Vice President Reported ****	Months Since Last Activity Report ***	Account Balance	Donations for current Fiscal Year	
			Number of times on status quo within last two years	If below 15 members appears				If net loss is greater than 20% appears			If no report in 3 months appears in	When more than one year appears in	Number of repeat terms		Notes the officers that do not have an active	If no report at 12 months appears in red		
Clubs less than two years old																		
181621	Ashoknagar SPS Campus	04/30/2025	Newly Chartered	20	20	0	20	100.00%	0		0				M,VP,SC	N/R		
155126	Bharatpur Royals	07/18/2023	Active	61	21	1	20	48.78%	41	1	1		2	N	M,VP	2		
179586	Churu Samarpan	11/29/2024	Active	27	28	1	27	100.00%	0	0	4				M,VP,SC	1		
180464	Gwalior Aadhya	03/03/2025	Newly Chartered	24	24	0	24	100.00%	0		0				M,VP,SC	1		
179199	Gwalior Aradhya	10/28/2024	Active	15	20	5	15	100.00%	0	0	0				M,VP,SC	5		
155257	Gwalior Diamond	09/25/2023	Cancelled(8*)	0	0	20	-20	-100.00%	20	1	4		None		P,S,T,M,VP SC	6	90+ Days	
155998	Gwalior Fort	09/18/2023	Active	6	1	5	-4	-40.00%	20	1	1				M,VP,SC	6		
172251	Gwalior Galaxy	06/20/2024	Active	27	0	0	0	0.00%	0		1		2		M,VP,SC	9		
175182	Gwalior Metro	08/30/2024	Active	20	20	0	20	100.00%	0		8				M,VP,SC	5		
171871	Gwalior Ojas	06/12/2024	Active	22	0	3	-3	-12.00%	0	0	2		2		M,VP,SC	6		
155631	Gwalior Royals	09/21/2023	Active(1)	20	0	0	0	0.00%	20		10		2		M,VP,SC	6		
155256	Gwalior Sankalp	07/28/2023	Active	6	4	9	-5	-45.45%	20	1	0				M,VP,SC	5		
155845	Gwalior Utkarsh	09/25/2023	Cancelled(8*)	0	0	20	-20	-100.00%	20	1	19		None		P,S,T,M,VP SC	6	90+ Days	
174388	Jaipur Friends	07/30/2024	Active	24	24	0	24	100.00%	0		2			N	SC	0		
155512	Jaipur Platinum	08/30/2023	Active(1)	20	50	60	-10	-33.33%	30	1	0			N	S	6		
171354	Jaipur Royal	05/31/2024	Active	11	0	0	0	0.00%	0		0		2		T,M,VP,SC	6		
172138	Jaipur Unique	06/13/2024	Active	17	4	8	-4	-19.05%	0	0	2		2	IP	SC	0		
172338	Khairthal Prakash	06/21/2024	Active	6	0	14	-14	-70.00%	0	0	4		2		M,VP,SC	6		
157309	Khairthal Shakti	03/01/2024	Active	21	0	0	0	0.00%	22		10		2		M,VP,SC	6		
172066	Morena Divy	06/10/2024	Active	14	0	6	-6	-30.00%	0	1	4		2		VP,SC	6		
155406	Morena Manikya	08/25/2023	Active	16	0	0	0	0.00%	20		8		2		M,VP,SC	8		
155786	Neem Ka Thana	08/28/2023	Cancelled(8*)	0	0	20	-20	-100.00%	20	1	20	1	None		P,S,T,M,VP SC	8	90+ Days	
155514	Paota	08/25/2023	Cancelled(8*)	0	0	20	-20	-100.00%	20	1	20	1	None		P,S,T,M,VP SC	9	90+ Days	



# Club Health Assessment for District 3233E1 through April 2025

			Status	Membership							Reports					Finance	LCIF
Club Number	Club Name	Charter Date		Current Member Count	YTD Members Added	YTD Members Dropped	YTD Net Growth	YTD Net Growth%	Member Count 12 Months Ago	Avg. length of service for dropped members	Months Since Last MMR ***	Yrs. Since Last Officer Report	President Rotation	Vice President Reported ****	Months Since Last Activity Report ***	Account Balance	Donations for current Fiscal Year
			Number of times on status quo within last two years	If below 15 members appears				If net loss is greater than 20% appears			If no report in 3 months appears in	When more than one year appears in	Number of repeat terms	Notes the officers that do not have an active	If no report at 12 months appears in red		
177820	Sawai Madhopur Ranthambhor	08/26/2024	Active	24	24	0	24	100.00%	0		8			M,VP,SC	9		
155943	Sawai Madhopur Ranthambore Royal	09/29/2023	Cancelled(8*)	0	0	20	-20	-100.00%	20	1	10		None	P,S,T,M,VP SC	6	90+ Days	
155125	Shivpuri Classic	07/27/2023	Active	17	0	1	-1	-5.56%	21	19	2			M,VP,SC	7		
180307	Shivpuri SPS College Campus	03/12/2025	Newly Chartered	100	100	0	100	100.00%	0		1			P,T,M,VP,SC	1		
179071	Sikar Kalyan Dhani	10/08/2024	Active	20	31	11	20	100.00%	0	0	1			M,VP,SC	1	90+ Days	
181571	Sri Ganganagar Main	03/31/2025	Newly Chartered	27	27	0	27	100.00%	0		0			M,VP,SC	0		
155453	Sujangarh	08/01/2023	Active	43	7	4	3	7.50%	44	1	0		2	R	0		
	Exc Award (06/30/2024)																
156991	Taranagar	12/30/2023	Active	21	2	4	-2	-8.70%	23	1	3		2	R	0		
Clubs more than two years old																	
26281	ALWAR	05/19/1969	Active	41	2	2	0	0.00%	41	11	0			M,VP,SC	8		\$1,000.30
48066	ALWAR CITY	01/14/1988	Active	24	0	0	0	0.00%	24		7			M,VP,SC	6		
138555	Alwar Dreams	06/13/2019	Active(1)	5	5	5	0	0.00%	5	3	1			M,VP,SC	8		
95645	ALWAR MATSYA	02/15/2006	Active	38	11	6	5	15.15%	35	3	1			M,VP,SC	0		\$3,821.50
145995	Ambah Central	06/24/2021	Active(1)	4	0	0	0	0.00%	4		10		4	M,VP	6		
49845	ANUPGARH	09/01/1989	Active(1)	31	3	0	3	10.71%	29		4			N	1		
63073	ASHOK NAGAR	04/13/2000	Active(1)	36	14	12	2	5.88%	45	13	1			T,M,VP,SC	6		
150003	Ashoknagar Amrit	03/07/2022	Active(1)	10	10	13	-3	-23.08%	13	3	1		2	S,T,M,VP,SC	7		
150004	Ashoknagar Best	03/07/2022	Active	10	0	0	0	0.00%	10		0		5	S,T,M,VP,SC	5		
128827	Ashoknagar Helping Hand	12/13/2016	Active(1)	14	7	1	6	75.00%	15	8	1			T,M,VP,SC	0		
45230	BANDIKUI	06/30/1985	Active(1)	32	3	1	2	6.67%	30	7	2			N	7		\$1,009.88
138549	Bandikui Kohinoor	06/13/2019	Active(1)	15	3	1	2	15.38%	13	5	2			N	9		\$1,000.30
54038	BEHROR	02/02/1993	Active	35	1	0	1	2.94%	60		9			N	3		
150038	Behror Kings	03/07/2022	Active	26	7	0	7	36.84%	36		9			T,M,VP,SC	1		\$1,000.30



# Club Health Assessment for District 3233E1 through April 2025

			Status	Membership							Reports					Finance		LCIF
Club Number	Club Name	Charter Date		Current Member Count	YTD Members Added	YTD Members Dropped	YTD Net Growth	YTD Net Growth%	Member Count 12 Months Ago	Avg. length of service for dropped members	Months Since Last MMR ***	Yrs. Since Last Officer Report	President Rotation	Vice President Reported ****	Months Since Last Activity Report ***	Account Balance	Donations for current Fiscal Year	
			Number of times on status quo within last two years	If below 15 members appears				If net loss is greater than 20% appears			If no report in 3 months appears in	When more than one year appears in	Number of repeat terms	Notes the officers that do not have an active	If no report at 12 months appears in red			
102462	BEHROR ROYAL	06/18/2008	Active	31	3	4	-1	-3.13%	40	6	1		2	N	3			
26286	BHARATPUR	05/18/1969	Active	64	4	14	-10	-13.51%	75	7	1			N	M	2	\$3,000.90	
147533	Bharatpur Brij	07/20/2021	Active	47	8	0	8	20.51%	39		1				M,VP,SC	1	\$3,000.90	
152446	Bharatpur Crown	08/29/2022	Active(1)	20	0	0	0	0.00%	20		31	1	None		P,S,T,M,VP SC	7		
89660	BHARATPUR DIAMOND	11/17/2005	Active	50	5	4	1	2.04%	54	9	2			N	T,VP	1		
138008	BHARATPUR FRIENDS	05/03/2019	Active	19	2	20	-18	-48.65%	37	5	0				M,VP,SC	6	90+ Days \$1,000.30	
138007	BHARATPUR GOLD	05/03/2019	Cancelled(8*)	0	0	2	-2	-100.00%	1	3	1		None		P,S,T,M,VP SC	1	90+ Days	
107307	BHARATPUR KOHINOOR	01/21/2010	Active	30	6	6	0	0.00%	29	8	4				P,S,T,VP,SC	0	\$1,000.30	
145270	Bharatpur Sanctuary	03/17/2021	Active	29	12	6	6	26.09%	29	3	0		2		T,M,VP,SC	6		
120205	Bhatner	08/23/2013	Active(2)	12	12	10	2	20.00%	10	10	1				S,M,VP,SC	5	\$299.49	
54138	BHIWADI	02/24/1993	Active(1)	60	0	0	0	0.00%	60		1			N	M,SC	1	\$2,006.59	
117834	BHIWADI CITY	09/14/2012	Active	71	2	4	-2	-2.74%	73	4	3		2	R		3	\$6,842.40	
148191	Bhiwadi Roshni	09/03/2021	Cancelled(8*)	0	0	14	-14	-100.00%	14	4	17	1	None		P,S,T,M,VP SC	6	90+ Days	
26290	BIKANER	11/08/1968	Active	44	0	4	-4	-8.33%	53	10	4				S,T,M,VP,SC	9		
99886	BIKANER MULTIVISION	06/29/2007	Active(1)	7	0	5	-5	-41.67%	12	4	2			R	P,T,M,SC	8		
125358	Bikaner Udaan	07/14/2015	Cancelled(8*)	0	0	16	-16	-100.00%	16	7	4		None		P,S,T,M,VP SC	6	90+ Days	
135513	Bikaner Universal	07/09/2018	Cancelled(8*)	0	0	16	-16	-100.00%	16	6	4	1	None		P,S,T,M,VP SC	9	90+ Days	
46149	CHURU	05/01/1986	Active	39	0	0	0	0.00%	44		0		2	N		0	\$1,000.30	
41764	DABRA	07/12/1982	Active	91	12	5	7	8.33%	84	5	3				S,M,VP,SC	2		
132337	Dabra City	11/21/2017	Active(2)	18	0	0	0	0.00%	18		0				S,M,VP,SC	6		
146042	Datia Best	06/28/2021	Active(1)	10	10	10	0	0.00%	10	3	1				T,M,VP,SC	8		
96795	DAUSA CITY	03/29/2006	Active(2)	12	2	1	1	9.09%	11	19	0				M,VP,SC	2		
29699	DHOLPUR	07/15/1974	Active(2)	6	6	6	0	0.00%	6	14	0		3		M,VP,SC	8		
Exc Award (06/30/2016)																		
44322	FATEHPUR SHEKHAWATI	10/22/1984	Active	58	6	1	5	9.43%	52	1	0			N	M,VP,SC	2		



# Club Health Assessment for District 3233E1 through April 2025

Club Number	Club Name	Charter Date	Status	Membership							Reports					Finance	LCIF
				Current Member Count	YTD Members Added	YTD Members Dropped	YTD Net Growth	YTD Net Growth%	Member Count 12 Months Ago	Avg. length of service for dropped members	Months Since Last MMR ***	Yrs. Since Last Officer Report	President Rotation	Vice President Reported ****	Months Since Last Activity Report ***	Account Balance	Donations for current Fiscal Year
			Number of times on status quo within last two years	If below 15 members appears				If net loss is greater than 20% appears			If no report in 3 months appears in	When more than one year appears in	Number of repeat terms	Notes the officers that do not have an active	If no report at 12 months red		
151215	Fatehpur Shekhawati Shri Laxminath	06/20/2022	Active(1)	34	4	6	-2	-5.56%	36	2	3			N	P,T,M,VP,SC	6	\$3,000.90
41941	GANGAPUR CITY	10/25/1982	Active	42	9	0	9	27.27%	63		0				T,M,VP,SC	0	
138553	Gangapur City Diamond	06/13/2019	Active(1)	4	4	10	-6	-60.00%	10	4	0		None		P,S,M,VP,SC	8	
151026	Gangapur City Disha	06/17/2022	Active	16	0	0	0	0.00%	20		3			N	P,M,VP	1	
132251	Gangapur City Garima	08/01/2017	Active	38	11	0	11	40.74%	27		3			N		1	\$2,120.60
136152	Gangapur City Gold	09/12/2018	Active(1)	17	9	0	9	112.50%	16		0				M,VP,SC	6	
138551	Gangapur City Kohinoor	06/12/2019	Active(2)	1	0	0	0	0.00%	1		11	2	None		P,S,T,M,VP SC	3	
151027	Gangapur City Sarthak	06/16/2022	Active	26	5	1	4	18.18%	16	2	0				M,VP,SC	0	
41606	GOHAD	06/03/1982	Active	4	0	0	0	0.00%	4		20		15		S,T,M,VP,SC	3	
150050	Guna Amrit	03/07/2022	Active(1)	10	10	10	0	0.00%	10	3	1		4		S,T,M,VP,SC	7	
120145	Guna Central	08/14/2013	Active(1)	61	6	0	6	10.91%	55		8				M,VP,SC	7	\$878.52
130407	Guna Centurion	04/18/2017	Cancelled(8*)	0	0	30	-30	-100.00%	25	5	4		None		P,S,T,M,VP SC	8	90+ Days
61529	GUNA CITY	02/15/1999	Active	91	3	3	0	0.00%	93	12	0				M,VP,SC	2	\$7,002.10
139693	Guna Disha	09/09/2019	Active(1)	16	5	1	4	33.33%	12	0	8				S,T,M,VP,SC	1	
123065	Guna Drashti	09/05/2014	Active	17	0	0	0	0.00%	17		6				M,VP,SC	6	\$1,000.30
26304	GWALIOR	10/29/1960	Active	238	18	14	4	1.71%	233	9	0				S,M,VP,SC	0	\$6,903.74
153860	Gwalior Aarish	03/31/2023	Active	19	2	0	2	11.76%	15		5				P,S,T,M,VP SC	6	
149502	GWALIOR ANUBHUTI	03/03/2022	Active	16	0	4	-4	-20.00%	20	2	1				P,M,VP,SC	1	\$50.01
Exc Award (06/30/2024)																	
143766	Gwalior Aryan	02/05/2021	Active(1)	8	0	7	-7	-46.67%	15	3	4				S,T,M,VP,SC	7	
125169	Gwalior Astha	06/22/2015	Active	26	0	1	-1	-3.70%	27	9	8				M,VP,SC	5	
50229	GWALIOR CENTRAL	02/22/1990	Active	128	1	9	-8	-5.88%	142	5	2			R	SC	6	\$4,971.53
109236	GWALIOR CITY	09/16/2010	Active	156	0	0	0	0.00%	156		5			N	M,SC	6	
142180	Gwalior City Star	07/29/2020	Cancelled(8*)	0	0	16	-16	-100.00%	16	5	4		None		P,S,T,M,VP SC	6	90+ Days
123138	Gwalior Classic	09/18/2014	Cancelled(8*)	0	1	27	-26	-100.00%	23	8	8		None		P,S,T,M,VP SC	8	90+ Days



# Club Health Assessment for District 3233E1 through April 2025

			Status	Membership							Reports					Finance		LCIF
Club Number	Club Name	Charter Date		Current Member Count	YTD Members Added	YTD Members Dropped	YTD Net Growth	YTD Net Growth%	Member Count 12 Months Ago	Avg. length of service for dropped members	Months Since Last MMR ***	Yrs. Since Last Officer Report	President Rotation	Vice President Reported ****	Months Since Last Activity Report ***	Account Balance	Donations for current Fiscal Year	
			Number of times on status quo within last two years	If below 15 members appears				If net loss is greater than 20% appears			If no report in 3 months appears in	When more than one year appears in	Number of repeat terms	Notes the officers that do not have an active	If no report at 12 months appears in red			
132253	Gwalior Cosmic	08/07/2017	Active(1)	33	0	0	0	0.00%	33		12			M,VP,SC	6			
117773	GWALIOR DISHA CAMPUS LIONS CLUB	09/04/2012	Active(1)	36	0	1	-1	-2.70%	38	4	1		2	T,VP,SC	6			
129995	Gwalior Excellency	03/10/2017	Active	15	7	0	7	87.50%	18		1			M,VP,SC	5		\$1,000.30	
62724	GWALIOR GALAV	01/18/2000	Active	37	13	0	13	54.17%	35		0			N	T,M,SC	6	\$3,000.90	
138164	GWALIOR GAYATRI	05/27/2019	Active	5	0	0	0	0.00%	5		22	1	None	P,S,T,M,VP SC	7			
148137	Gwalior Indraprastha	09/20/2021	Active	70	0	0	0	0.00%	101		2			T,M,VP,SC	6			
138196	Gwalior Jagat	05/20/2019	Active(1)	5	0	1	-1	-16.67%	5	2	0		7	S,T,M,VP,SC	6		\$709.19	
138197	Gwalior Janki	05/19/2019	Active	5	0	0	0	0.00%	5		12		7	S,T,M,VP,SC	7		\$1,000.30	
138582	Gwalior Jashan	06/17/2019	Active(1)	5	0	1	-1	-16.67%	5	4	0		5	S,T,M,VP,SC	4		\$1,000.30	
136783	Gwalior Ladies	11/06/2018	Active(1)	10	10	10	0	0.00%	13	4	3		2	T,M,VP,SC	5			
151891	Gwalior Maitri	07/21/2022	Active(1)	30	0	0	0	0.00%	28		9			N				
128872	Gwalior Midtown	09/20/2016	Active(2)	16	0	0	0	0.00%	16		16	1	None	P,S,T,M,VP SC	6			
109070	GWALIOR NORTH	08/13/2010	Active	15	0	3	-3	-16.67%	26	6	4			T,VP	8			
109084	GWALIOR PRERNA	08/20/2010	Active	41	0	0	0	0.00%	41		10			N				
61841	GWALIOR PRIYADARSHANI	04/28/1999	Active	74	6	3	3	4.23%	76	11	4			M,VP,SC	1		\$1,000.30	
136987	Gwalior Queen	12/12/2018	Active	16	1	0	1	6.67%	15		3			M,VP,SC	1		\$1,000.30	
123368	Gwalior Rising	10/16/2014	Cancelled(8*)	0	0	11	-11	-100.00%	11	10	10		None	P,S,T,M,VP SC	6	90+ Days		
135927	Gwalior Rounak	07/17/2018	Active(1)	15	0	0	0	0.00%	15		9		None	P,S,T,M,VP SC	9			
120600	Gwalior Samarpan	10/25/2013	Cancelled(8*)	0	4	16	-12	-100.00%	14	7	4		None	P,S,T,M,VP SC	8	90+ Days		
136926	Gwalior Shine	12/12/2018	Active	16	0	4	-4	-20.00%	20	5	4			M,VP,SC	4		\$1,000.30	
152317	Gwalior Shril	08/25/2022	Active(1)	19	0	0	0	0.00%	16		0			T,M,VP,SC	6			
144818	Gwalior Tansen	06/21/2021	Active	5	0	0	0	0.00%	5		16		None	P,S,T,M,VP SC	4		\$1,000.30	
140198	Gwalior Tejaswani	12/12/2019	Active(1)	15	0	0	0	0.00%	15		0			S,M,VP,SC	6			
53426	HANUMANGARH	06/30/1992	Active	34	5	0	5	17.24%	29		0			M,VP,SC	8		\$2,497.75	
138536	Hanumangarh City	06/13/2019	Active	23	0	6	-6	-20.69%	36	4	2			S,T,M,VP,SC	8			



# Club Health Assessment for District 3233E1 through April 2025

			Status	Membership							Reports					Finance	LCIF	
Club Number	Club Name	Charter Date		Current Member Count	YTD Members Added	YTD Members Dropped	YTD Net Growth	YTD Net Growth%	Member Count 12 Months Ago	Avg. length of service for dropped members	Months Since Last MMR ***	Yrs. Since Last Officer Report	President Rotation	Vice President Reported ****	Months Since Last Activity Report ***	Account Balance	Donations for current Fiscal Year	
			Number of times on status quo within last two years	If below 15 members appears				If net loss is greater than 20% appears			If no report in 3 months appears in	When more than one year appears in	Number of repeat terms		Notes the officers that do not have an active	If no report at 12 months appears in red		
101091	HANUMANGARH DIAMOND	01/24/2008	Cancelled(8*)	0	0	20	-20	-100.00%	20	8	1		None	P,S,T,M,VP SC	9	90+ Days		
61034	HINDAUN CENTRAL	07/06/1998	Active	21	0	0	0	0.00%	36		0		2	M,VP,SC	1		\$2,010.60	
100250	HINDAUN GOLD	09/20/2007	Active(1)	13	0	0	0	0.00%	25		10	1	None	P,S,T,M,VP SC	9			
145959	Isagarh	06/22/2021	Active(1)	5	5	10	-5	-50.00%	10	3	0		5	S,T,M,VP,SC	7			
26309	JAIPUR	12/07/1964	Active	29	1	3	-2	-6.45%	40	3	3			R P	4			
138583	Jaipur Abhilasha	06/16/2019	Cancelled(8*)	0	0	5	-5	-100.00%	5	2	4	1	None	P,S,T,M,VP SC	8	90+ Days		
52238	JAIPUR ADARSH NAGAR	12/05/1991	Active	80	17	3	14	21.21%	68	17	0			N SC	0		\$1,804.54	
135648	Jaipur Akashdeep	07/09/2018	Active(1)	30	6	0	6	25.00%	24		1			N VP	8			
120233	Jaipur Amber Fort	08/29/2013	Active	20	2	2	0	0.00%	20	35	4			T,M,VP,SC	3		\$10.00	
136637	Jaipur Angel Pearl	10/23/2018	Cancelled(8*)	0	0	1	-1	-100.00%	3	6	4		None	P,S,T,M,VP SC	24+	90+ Days		
136638	Jaipur Angel Ruby	10/23/2018	Active(1)	12	0	1	-1	-7.69%	14	3	0			S,T,M,VP,SC	8			
128289	Jaipur Anmol	08/24/2016	Active(1)	6	0	1	-1	-14.29%	7	8	2		4	VP,SC	2			
39377	JAIPUR BANIPARK	01/26/1981	Active	17	6	6	0	0.00%	22	22	1			R T,M,SC	9		\$2,000.60	
126080	Jaipur Bhagwati Divine	12/30/2015	Active	77	11	0	11	16.67%	74		0			N P,T,M,VP,SC	0			
134533	Jaipur Bhaskar	04/23/2018	Active	22	0	0	0	0.00%	22		4			T,M,VP,SC	6			
46985	JAIPUR CAPITAL	02/23/1987	Active	24	3	4	-1	-4.00%	25	20	4			S,T,M,VP,SC	0			
41607	JAIPUR CENTRAL	06/29/1982	Active(1)	12	15	13	2	20.00%	11	15	2		3	VP,SC	5			
135264	Jaipur Central Spine	06/19/2018	Active	20	14	1	13	185.71%	20	2	2			M,VP,SC	0		\$843.36	
106661	JAIPUR CHARTERED ACCOUNTANTS Exc Award (06/30/2023)	10/02/2009	Active(2)	51	3	0	3	6.25%	46		2			N M,SC	2			
88701	JAIPUR CRYSTAL	06/21/2005	Active(1)	10	10	10	0	0.00%	10	14	0		9	N M,VP,SC	8			
138004	Jaipur Dashmesh	05/03/2019	Cancelled(8*)	0	0	6	-6	-100.00%	6	2	4		None	P,S,T,M,VP SC	8	90+ Days		
138552	Jaipur Deeraghaayu	06/13/2019	Active	4	0	0	0	0.00%	4		22	1	None	P,S,T,M,VP SC	3	90+ Days		
67177	JAIPUR DIAMOND	01/21/2003	Active(1)	37	5	0	5	15.63%	35		3			M,VP,SC	1		\$160.00	
60905	JAIPUR EMERALD	06/18/1998	Active(1)	10	0	0	0	0.00%	8		10			T,M,VP,SC	7			



# Club Health Assessment for District 3233E1 through April 2025

			Status	Membership							Reports					Finance		LCIF
Club Number	Club Name	Charter Date		Current Member Count	YTD Members Added	YTD Members Dropped	YTD Net Growth	YTD Net Growth%	Member Count 12 Months Ago	Avg. length of service for dropped members	Months Since Last MMR ***	Yrs. Since Last Officer Report	President Rotation	Vice President Reported ****	Months Since Last Activity Report ***	Account Balance	Donations for current Fiscal Year	
			Number of times on status quo within last two years	If below 15 members appears					If net loss is greater than 20% appears			If no report in 3 months appears in	When more than one year appears in	Number of repeat terms	Notes the officers that do not have an active	If no report at 12 months appears in red		
120201	Jaipur Green	08/23/2013	Active(2)	19	0	0	0	0.00%	19		5		None	P,T,M,VP,SC	8			
151965	Jaipur Gulabi Nagar	07/25/2022	Active(2)	10	0	0	0	0.00%	10		4		3	M,VP,SC	4			
45232	JAIPUR HAWAMAHAL	06/28/1985	Active(1)	27	6	3	3	12.50%	23	13	0			M,VP,SC	3		\$1,000.30	
142377	Jaipur Heritage	08/06/2020	Active(2)	16	1	1	0	0.00%	16	4	4		N	VP	6			
134687	Jaipur Kardhani	05/07/2018	Active(1)	6	0	0	0	0.00%	11		10			T,M,VP,SC	6			
106582	JAIPUR MADHURAM	09/10/2009	Active(1)	11	0	7	-7	-38.89%	18	5	1			S,T,M,VP,SC	9			
54102	JAIPUR MAHANAGAR	02/16/1993	Active(1)	17	2	5	-3	-15.00%	20	12	1			M,VP,SC	0			
60038	JAIPUR MAITRRAI	10/23/1997	Active(1)	17	0	3	-3	-15.00%	20	12	4		3	M,VP,SC	3			
52483	JAIPUR MALVIYA NAGAR	02/05/1992	Active	28	1	6	-5	-15.15%	33	15	0		R		0			
109155	JAIPUR METRO	09/01/2010	Active	80	1	0	1	1.27%	74		9			M,VP,SC	9		\$5.99	
Exc Award (06/30/2024)																		
135511	Jaipur Pink City	07/13/2018	Active(2)	16	0	0	0	0.00%	18		11	1	None	P,S,T,M,VP SC	8		\$1,000.30	
112146	JAIPUR PLUS	08/30/2011	Active	9	0	0	0	0.00%	9		18		N	P,T,VP	5			
105290	JAIPUR PRIME STAR	04/21/2009	Active(1)	7	0	8	-8	-53.33%	15	11	4			S,M,VP,SC	8			
138463	Jaipur Queen	06/06/2019	Active(1)	12	0	0	0	0.00%	12		1		2	N VP,SC	6		\$1,000.30	
138006	Jaipur Sakhi Saheli	05/03/2019	Active	4	0	0	0	0.00%	4		22	1	None	P,S,T,M,VP SC	3	90+ Days		
135972	Jaipur Samarpan	07/24/2018	Active	27	30	27	3	12.50%	23	7	0		N	T,M,VP,SC	1		\$1,000.30	
40573	JAIPUR SHASTRINAGAR	11/05/1981	Active(1)	68	0	0	0	0.00%	105		10		2	M,VP,SC	6			
64781	JAIPUR SHIVAM	11/13/2001	Active(1)	20	0	5	-5	-20.00%	25	6	7		2	M,VP,SC	7			
115281	JAIPUR SOUTH	10/14/2011	Active	15	2	3	-1	-6.25%	16	5	4			M,VP,SC	5			
136883	Jaipur Sparkle	11/26/2018	Active	26	10	0	10	62.50%	18		3		N		0		\$1,000.30	
153466	Jaipur Star	02/22/2023	Cancelled(8*)	0	0	20	-20	-100.00%	0	2	4		None	P,S,T,M,VP SC	6	90+ Days		
105214	JAIPUR SUPER STAR	04/09/2009	Active	10	0	0	0	0.00%	10		9			P,T,M,VP,SC	5		\$750.22	
57145	JAIPUR SUPREME	06/28/1995	Active(1)	9	0	0	0	0.00%	10		11			T,M,VP,SC	6			
67578	JAIPUR TIME SQUARE	03/05/2003	Active(1)	46	0	0	0	0.00%	46		1		2	M,VP,SC	6			





# Club Health Assessment for District 3233E1 through April 2025

			Status	Membership							Reports					Finance		LCIF
Club Number	Club Name	Charter Date		Current Member Count	YTD Members Added	YTD Members Dropped	YTD Net Growth	YTD Net Growth%	Member Count 12 Months Ago	Avg. length of service for dropped members	Months Since Last MMR ***	Yrs. Since Last Officer Report	President Rotation	Vice President Reported ****	Months Since Last Activity Report ***	Account Balance	Donations for current Fiscal Year	
			Number of times on status quo within last two years	If below 15 members appears				If net loss is greater than 20% appears			If no report in 3 months appears in	When more than one year appears in	Number of repeat terms	Notes the officers that do not have an active	If no report at 12 months appears in red			
122991	Jaipur Vidhyadhar Nagar	08/22/2014	Active	20	8	2	6	42.86%	16	5	8		2	M,VP,SC	8		\$1,006.29	
	Exc Award (06/30/2021)																	
30140	JAIPUR WEST	01/14/1975	Active(1)	20	0	3	-3	-13.04%	25	11	2			T,M,VP,SC	6			
40395	JHUNJHUNU	09/23/1981	Active	90	4	11	-7	-7.22%	97	6	0			P,M,VP,SC	0			
125514	Jhunjhunu Gaurav	07/27/2015	Active	35	2	4	-2	-5.41%	38	8	0			T,VP	2			
102408	JOURA TOWN	06/13/2008	Active	5	0	0	0	0.00%	5		14		None	P,S,T,M,VP SC	4			
139019	Karauli	07/12/2019	Active(2)	11	0	0	0	0.00%	10		4			S,VP,SC	6			
120174	Karera Central	08/19/2013	Active(1)	9	0	0	0	0.00%	9		13	1	None	P,S,T,M,VP SC	7			
145998	Kelaras	06/22/2021	Active(2)	5	4	3	1	25.00%	3	2	4			N SC	6			
60519	KHAIRTHAL MANDI	03/18/1998	Active	34	0	2	-2	-5.56%	45	7	1			R S,T,M,SC	7			
150005	Kolaras Amrit	03/07/2022	Active	9	0	0	0	0.00%	9		14		None	P,S,T,M,VP SC	7			
145986	Kolaras Best	06/22/2021	Active(1)	10	10	10	0	0.00%	10	3	1			S,T,M,VP,SC	5			
142092	Kotputli City	07/08/2020	Cancelled(8*)	0	0	20	-20	-100.00%	20	4	4	1	None	P,S,T,M,VP SC	6	90+ Days		
135512	Lalsot	07/13/2018	Cancelled(8*)	0	0	14	-14	-100.00%	14	5	4		None	P,S,T,M,VP SC	8	90+ Days		
147676	Laxmangarh	10/05/2021	Active	13	0	0	0	0.00%	13		11	1	None	P,S,T,M,VP SC	6	90+ Days		
129920	Mahwa City	03/01/2017	Active	27	1	0	1	3.85%	26		3			M,VP,SC	6			
60406	MANDAWAR	02/23/1998	Active	17	3	0	3	21.43%	15		3			M,VP	1		\$1,251.11	
32767	MORENA	09/13/1976	Active(2)	7	3	0	3	75.00%	6		6			T,VP	9			
148703	Morena Elite	12/03/2021	Active(2)	5	2	0	2	66.67%	3		9			T,M,VP,SC	3			
115633	MORENA MAYURVAN	12/09/2011	Active(1)	26	8	1	7	36.84%	19	13	1			P,T,M,VP,SC	6			
135514	Morena Samanvay	07/09/2018	Active	16	6	0	6	60.00%	17		4			M,VP,SC	6		\$3,000.90	
40396	MORENA WEST	09/23/1981	Active	27	2	1	1	3.85%	26	20	3			S,M,VP,SC	9			
43424	NEWAI	01/11/1984	Active(1)	16	0	10	-10	-38.46%	20	8	0			P,M,VP,SC	6		\$1,000.30	
145497	Pilibanga	03/17/2021	Active(1)	19	3	0	3	18.75%	32		7		2	T,M,VP,SC	1			
149860	Porsa	03/08/2022	Active	5	0	0	0	0.00%	5		22	1	None	P,S,T,M,VP SC	4			





# Club Health Assessment for District 3233E1 through April 2025

			Status	Membership						Reports					Finance		LCIF
Club Number	Club Name	Charter Date		Current Member Count	YTD Members Added	YTD Members Dropped	YTD Net Growth	YTD Net Growth%	Member Count 12 Months Ago	Avg. length of service for dropped members	Months Since Last MMR ***	Yrs. Since Last Officer Report	President Rotation	Vice President Reported ****	Months Since Last Activity Report ***	Account Balance	Donations for current Fiscal Year
			Number of times on status quo within last two years	If below 15 members appears				If net loss is greater than 20% appears			If no report in 3 months appears in	When more than one year appears in	Number of repeat terms	Notes the officers that do not have an active	If no report at 12 months appears in red		
54103	RAJGARH	02/16/1993	Active	27	0	0	0	0.00%	26		8	1	None	P,S,T,M,VP SC	6		\$1,000.30
57399	RAMSINGHPUR	10/02/1995	Active	11	0	0	0	0.00%	11		10	1	None	P,S,T,M,VP SC	8		
142318	Ratangarh Prerna	07/21/2020	Active	39	13	5	8	25.81%	31	3	3			M,VP,SC	2		
124484	Ratangarh West	04/03/2015	Active	29	0	0	0	0.00%	29		17			T,M,VP,SC	8		
149845	Sabalgarh Central	03/07/2022	Active(1)	10	10	10	0	0.00%	10	3	1		3	M,VP,SC	6		
116217	SARDAR SAHAR DIAMOND	03/14/2012	Active	42	1	0	1	2.44%	42		5		2	VP	0		\$1,000.30
151028	Sawai Madhopur	06/16/2022	Active(2)	2	0	0	0	0.00%	2		13			M,VP,SC	3		
127016	Sawai Madhopur Bonli	03/17/2016	Active(1)	24	0	2	-2	-7.69%	28	4	0		None	P,S,T,M,VP	6		
149271	Sheopur Best	01/11/2022	Active(1)	15	0	0	0	0.00%	15		36	1	None	P,S,T,M,VP SC	9		
49224	SHIVPURI CENTRAL	02/02/1989	Active	68	12	1	11	19.30%	58	14	0			N SC	0		\$1,000.30
139023	Shivpuri Diamond	07/12/2019	Active(1)	15	0	0	0	0.00%	15		23	1	None	P,S,T,M,VP SC	8		
139021	Shivpuri Heritaze	07/12/2019	Active(2)	16	0	0	0	0.00%	16		2			T,M,VP,SC	8		
148228	Shivpuri Risers	11/08/2021	Active	26	0	0	0	0.00%	26		11			P,M,VP,SC	6		
150051	Shivpuri Ruby	03/03/2022	Active(1)	10	11	11	0	0.00%	10	3	1		4	S,T,M,VP,SC	5		
97899	SHIVPURI SOUTH	12/21/2006	Active	36	0	5	-5	-12.20%	52	11	0			S,T,M,VP,SC	6		
125789	Shri Ganganagar Umang Couple	09/11/2015	Active(2)	22	0	0	0	0.00%	22		2			P,M,VP,SC	5		\$1,025.09
63911	SHRIMADHOPUR	01/08/2001	Active	25	6	2	4	19.05%	21	8	6		4	M,VP,SC	4		
37010	SIKAR	04/23/1979	Active	75	1	2	-1	-1.32%	76	21	0			M,VP,SC	0		
115289	SIKAR CROWN	10/12/2011	Active	47	2	2	0	0.00%	47	2	4			M,VP,SC	6		
139333	Sikar Diamond	08/08/2019	Active	19	0	0	0	0.00%	19		11			T,M,VP,SC	6	90+ Days	
142019	Sikar Legends	07/09/2020	Active	11	0	0	0	0.00%	14		1			S,VP,SC	6		
142305	Sikar Pride	07/21/2020	Active	52	4	0	4	8.33%	51		0			N T,M,SC	0		
107324	SIKAR SUNRISE	02/11/2010	Active(1)	30	1	0	1	3.45%	26		0			N T	0		\$1,001.49
Exc Award (06/30/2024)																	
61436	SIKAR SURBHI	01/20/1999	Active(1)	30	33	36	-3	-9.09%	35	10	0		2	N S,T,VP,SC	6		



# Club Health Assessment for District 3233E1 through April 2025

			Status	Membership							Reports					Finance	LCIF
Club Number	Club Name	Charter Date		Current Member Count	YTD Members Added	YTD Members Dropped	YTD Net Growth	YTD Net Growth%	Member Count 12 Months Ago	Avg. length of service for dropped members	Months Since Last MMR ***	Yrs. Since Last Officer Report	President Rotation	Vice President Reported ****	Months Since Last Activity Report ***	Account Balance	Donations for current Fiscal Year
			Number of times on status quo within last two years	If below 15 members appears				If net loss is greater than 20% appears			If no report in 3 months appears in	When more than one year appears in	Number of repeat terms	Notes the officers that do not have an active	If no report at 12 months appears in red		
60455	SRI DUNGARGARH GREATER	03/03/1998	Active(1)	21	0	0	0	0.00%	21		22	1	None	P,S,T,M,VP SC	6	90+ Days	
142638	Sri Ganganagar Abhinandan	08/24/2020	Active	12	2	2	0	0.00%	17	4	9			S,M,VP,SC	6		\$1,006.29
147767	Sri Ganganagar Centre	08/05/2021	Active(1)	25	0	0	0	0.00%	25		1			T,M,VP,SC	6		\$890.50
149508	Sri Ganganagar Diamond	03/02/2022	Active(1)	5	5	5	0	0.00%	5	3	0			T,M,VP,SC	4		
140686	Sri Ganganagar Royals	02/20/2020	Active(1)	27	0	0	0	0.00%	27		4			N S,T,M,VP,SC	8		
149507	Sri Ganganagar Swabhiman	03/02/2022	Active	9	0	1	-1	-10.00%	10	3	2		4	S,T,M,VP,SC	5		
26344	SRIGANGANAGAR	12/17/1967	Active	108	5	9	-4	-3.57%	113	11	0			N T,SC	6		\$4,001.20
152476	Sriganganagar Central City	08/30/2022	Active(1)	19	0	0	0	0.00%	17		8			M,VP,SC	8		
89070	SRIGANGANAGAR CLASSIC	08/10/2005	Active	23	0	0	0	0.00%	23		4			VP	8	90+ Days	
50599	SRIGANGANAGAR GREATER	05/22/1990	Active	45	6	2	4	9.76%	41	1	0			S,M,VP,SC	2		\$1,000.30
120622	Sriganganagar Sunrise	11/04/2013	Active(1)	20	3	2	1	5.26%	19	11	3			VP,SC	1		
117839	SRIGANGANAGAR VIKAS	09/17/2012	Active	20	2	0	2	11.11%	20		1		2	M,VP,SC	6		
66795	SRIGANGANAGAR VISHWASH	11/11/2002	Active	32	2	0	2	6.67%	30		1		3	P,T,M,VP,SC	0		
83074	TONK COUPLE	06/30/2004	Active	10	0	0	0	0.00%	16		11	1	None	P,S,T,M,VP SC	6		
135932	Vijay Nagar	07/24/2018	Active	31	0	0	0	0.00%	31		7			M,VP,SC	7		\$1,000.30
150052	Vijaypur Central	03/04/2022	Active(1)	10	10	10	0	0.00%	10	3	1		3	S,T,M,VP,SC	7		

Clubs Cancelled Previous Fiscal Year – Clubs Cancelled within last 12 months may be reinstated

Club Number	Club Name	Charter Date	Current Status*	Cancellation Date
147534	Alwar Sariska	07/21/2021	Cancelled(8*)	12/29/2023
131017	Gwalior Amrit	06/07/2017	Cancelled(8*)	12/29/2023
138512	Gwalior Jagrati	06/11/2019	Cancelled(8*)	09/29/2023
152133	Jaipur Darpan	08/12/2022	Cancelled(8*)	02/29/2024
109150	SRIDUNGARGARH UNIQUE	09/01/2010	Cancelled(8*)	12/29/2023



# Club Health Assessment for District 3233E1 through April 2025

				Status		Membership								Reports					Finance		LCIF
Club Number	Club Name	Charter Date				Current Member Count	YTD Members Added	YTD Members Dropped	YTD Net Growth	YTD Net Growth%	Member Count 12 Months Ago	Avg. length of service for dropped members	Months Since Last MMR ***	Yrs. Since Last Officer Report	President Rotation	Vice President Reported ****	Months Since Last Activity Report ***	Account Balance	Donations for current Fiscal Year		
				Number of times on status quo within last two years	If below 15 members appears			If net loss is greater than 20% appears			If no report in 3 months appears in			When more than one year appears in	Number of repeat terms	Notes the officers that do not have an active	If no report at 12 months appears in red				
Current Total Clubs Count	YTD New Clubs Count	YTD Cancelled Clubs Count	YTD Net Club Gain	Current Total Members Count	YTD Add	YTD Drop	YTD Net Growth	YTD Net Growth %	Member Count 12 Months Ago	Average Member Count Per Club	% of Clubs with less than 20 members	% No MMR in 3 Months	% No Officer Report in 12 Months	% of Clubs with balance 90+ days	Number of Clubs in Status Quo	% Status Quo Clubs in Financial Suspension	Number of Cancelled Clubs	Average Cancelled Club Age	Members Lost Due to Cancellation	% of Clubs Cancelled for Non-Financial Reasons	
209	10	21	-11	5,700	1,033	978	55	0.97%	5,897	27	48%	49%	8%	4%	0	0%	21	7	334	-24%	

\* - P - Priority Club. Cancellation Reasons: 1-Objectives/conduct, 2-Non-active club, 5-Non-existing club, 6-Disbanding, 7-Merger, 8-Financial Suspension, 9-District/Multiple District Dues.

\*\* - Abbreviation: P-President, S-Secretary, T-Treasurer, M-Member Chairperson, VP-First Vice President, MC-Communications Chairperson, SC-Service Chairperson

\*\*\* - Abbreviation: N/R - Never reported using the Lions Clubs website, N/A - Not applicable, No password registered for the Lions Clubs website.

\*\*\*\* - Abbreviation: N - New, IP - Immediate Past, R - Repeat.



## Club Health Assessment for District 3233E2 through April 2025

			Status	Membership							Reports					Finance		LCIF
Club Number	Club Name	Charter Date		Current Member Count	YTD Members Added	YTD Members Dropped	YTD Net Growth	YTD Net Growth%	Member Count 12 Months Ago	Avg. length of service for dropped members	Months Since Last MMR ***	Yrs. Since Last Officer Report	President Rotation	Vice President Reported ****	Months Since Last Activity Report ***	Account Balance	Donations for current Fiscal Year	
			Number of times on status quo within last two years	If below 15 members appears				If net loss is greater than 20% appears			If no report in 3 months appears in	When more than one year appears in	Number of repeat terms	Notes the officers that do not have an active	If no report at 12 months appears in red			
Clubs less than two years old																		
157100	Banswara Manthan	01/10/2024	Active	25	0	0	0	0.00%	25		9		2	T,M,VP,SC	8			
177739	Bhilwara Royal City	11/18/2024	Active	20	20	0	20	100.00%	0		5			N	T,M,VP,SC	3		
179227	Deedwana	11/08/2024	Active	20	20	0	20	100.00%	0		5			N		N/R		
154105	Gangapur Sahara	05/08/2023	Cancelled(8*)	0	0	10	-10	-100.00%	20	1	8		None	P,S,T,M,VP SC	0	90+ Days		
172224	Jodhpur Lalsagar	06/20/2024	Active	23	0	1	-1	-4.17%	0	10	9		2	M,VP,SC	9			
157681	Kota Pride	03/11/2024	Cancelled(8*)	0	0	35	-35	-100.00%	20	1	11		None	P,S,T,M,VP SC	0	90+ Days		
172346	Kota Star	06/24/2024	Active	26	6	0	6	30.00%	0		0		2	N		0		
154822	Kota Vinayakam	06/19/2023	Active	6	0	0	0	0.00%	20		9		3	R		2		
155802	Nimbahera Gold	08/28/2023	Active	48	5	0	5	11.63%	43		8			T,M,VP,SC	5			
157772	Sawar	04/22/2024	Active	24	4	0	4	20.00%	20		5		2	M,VP,SC	0			
Clubs more than two years old																		
46598	ABU ROAD	10/20/1986	Active	90	0	1	-1	-1.10%	111	2	1			N	VP	3		
	Exc Award (06/30/2023)																	
135478	Abu Road Rockers	08/06/2018	Active	16	5	3	2	14.29%	16	6	0			P,M,VP,SC	7			
138844	Abu Road Sangam	07/15/2019	Active	6	0	0	0	0.00%	15		7		2	S,M,VP,SC	7			
104183	ABU ROAD SHAHAR	12/18/2008	Active(2)	17	1	5	-4	-19.05%	25	3	1		9	R	M,VP,SC	8		
118922	ABUROAD ARAVALI	03/12/2013	Active	63	0	5	-5	-7.35%	68	1	3			S,M,VP,SC	1			
	Exc Award (06/30/2020, 06/30/2024)																	
26280	AJMER	04/09/1966	Active	150	14	5	9	6.38%	141	16	1			VP,SC	0			
	Exc Award (06/30/2016, 06/30/2024)																	
64744	AJMER AASTHA	10/11/2001	Active	67	6	2	4	6.35%	65	1	3			M,VP,SC	4			
	Exc Award (06/30/2024)																	
55708	AJMER CITY	05/17/1994	Active(1)	19	3	3	0	0.00%	20	9	6			N	S,VP	8		
	Exc Award (06/30/2017)																	
151286	Ajmer Premium	06/17/2022	Active	63	3	4	-1	-1.56%	59	3	2			N	SC	8		



# Club Health Assessment for District 3233E2 through April 2025

			Status	Membership							Reports					Finance		LCIF
Club Number	Club Name	Charter Date		Current Member Count	YTD Members Added	YTD Members Dropped	YTD Net Growth	YTD Net Growth%	Member Count 12 Months Ago	Avg. length of service for dropped members	Months Since Last MMR ***	Yrs. Since Last Officer Report	President Rotation	Vice President Reported ****	Months Since Last Activity Report ***	Account Balance	Donations for current Fiscal Year	
			Number of times on status quo within last two years	If below 15 members appears				If net loss is greater than 20% appears			If no report in 3 months appears in	When more than one year appears in	Number of repeat terms	Notes the officers that do not have an active	If no report at 12 months appears in red			
60651	AJMER PRITHVIRAJ	04/14/1998	Active	17	0	0	0	0.00%	29		10			R T,VP	0			
134706	Ajmer Shaurya	06/01/2018	Active	25	0	3	-3	-10.71%	28	3	0			N	0			
119453	AJMER UMANG	05/24/2013	Active	17	1	4	-3	-15.00%	20	9	3		2	N SC	4			
39934	AJMER WEST	05/01/1981	Active	62	8	4	4	6.90%	68	14	3			VP,SC	0		\$179.69	
41605	BALOTRA	06/14/1982	Active(1)	16	1	8	-7	-30.43%	31	19	0		2	R VP,SC	1			
64185	BALOTRA SHAKTI	04/18/2001	Active	4	0	0	0	0.00%	4		22		5	M,VP,SC	1			
88795	BALOTRA THAR	06/30/2005	Active(1)	20	0	1	-1	-4.76%	21	3	5		2	T,M,VP,SC	1			
116060	BALOTRA YOUTH	02/13/2012	Active(1)	15	15	13	2	15.38%	13	6	0		3	P,T,M,VP,SC	1			
26282	BANSWARA	10/25/1964	Active	40	0	2	-2	-4.76%	42	30	4			R S,M,SC	2			
153952	Baran Shriji	03/21/2023	Active(2)	19	2	0	2	11.76%	23		6			T,M,VP,SC	3			
57010	BARAN SOUTH	05/31/1995	Active(1)	15	15	15	0	0.00%	16	18	2		3	T,M,VP,SC	1			
61956	BARMER	05/17/1999	Active	49	3	0	3	6.52%	46		5			T,M,VP	0			
26284	BEAWAR	04/10/1966	Active	48	0	1	-1	-2.04%	50	30	4			M,VP,SC	3			
52144	BEAWAR CITY	11/07/1991	Active	55	0	0	0	0.00%	55		6			T,M,VP,SC	0			
106622	BEAWAR CLASSIC	09/17/2009	Active	64	3	1	2	3.23%	62	8	3			R T,VP,SC	3			
120829	Beawar Diamond	12/02/2013	Active	47	11	1	10	27.03%	36	1	4			N	2			
122889	Beawar Unique	08/06/2014	Active	50	0	0	0	0.00%	48		6		3	T,M,VP,SC	1			
154090	Bhawani Mandi Royal	03/31/2023	Active(1)	34	0	3	-3	-8.11%	43	2	4		None	P,T,M,VP,SC	7			
26287	BHILWARA	02/26/1967	Active(1)	64	8	0	8	14.29%	61		2			M,VP,SC	0			
145773	Bhilwara Bhaskar	03/31/2021	Active	12	0	0	0	0.00%	12		5			R M,VP,SC	3			
54481	BHILWARA CITY	05/17/1993	Active	53	0	3	-3	-5.36%	56	14	0			R T	6			
153611	Bhilwara Kanchipuram	03/03/2023	Active	26	0	0	0	0.00%	26		8			M,VP,SC	6			
135197	Bhilwara Mangrop Shatabdi	06/18/2018	Active(1)	11	0	2	-2	-15.38%	18	4	4			M,VP,SC	1			
Exc Award (06/30/2024)																		
109149	BHILWARA PRATAP	09/01/2010	Active	65	1	0	1	1.56%	64		1			M,VP,SC	0		\$1,003.89	



# Club Health Assessment for District 3233E2 through April 2025

			Status	Membership							Reports					Finance		LCIF
Club Number	Club Name	Charter Date		Current Member Count	YTD Members Added	YTD Members Dropped	YTD Net Growth	YTD Net Growth%	Member Count 12 Months Ago	Avg. length of service for dropped members	Months Since Last MMR ***	Yrs. Since Last Officer Report	President Rotation	Vice President Reported ****	Months Since Last Activity Report ***	Account Balance	Donations for current Fiscal Year	
			Number of times on status quo within last two years	If below 15 members appears				If net loss is greater than 20% appears			If no report in 3 months appears in	When more than one year appears in	Number of repeat terms	Notes the officers that do not have an active	If no report at 12 months appears in red			
135166	Bhilwara Rubi	06/18/2018	Active(1)	21	3	0	3	16.67%	17		9			M,VP,SC	1			
147740	Bhilwara Shakti	08/30/2021	Active(1)	10	9	0	9	900.00%	5		8		2	M,VP,SC	5			
123347	Bhilwara Star	10/13/2014	Active	123	2	19	-17	-12.14%	138	4	0		N	T,SC	0		\$1,000.00	
121536	Bhilwara Textile City	03/12/2014	Active	46	0	0	0	0.00%	48		1		2	S,M,VP,SC	1			
	Exc Award (06/30/2016)																	
60407	BIJAINAGAR	02/23/1998	Active	45	0	0	0	0.00%	55		0		N	T,M,SC	2			
	Exc Award (06/30/2020)																	
123094	Bijainagar Classic	09/08/2014	Active(1)	30	3	0	3	11.11%	28		7			T,M,VP,SC	2			
124887	Bijainagar Royal	05/26/2015	Active	27	1	6	-5	-15.63%	32	3	4		2	M,VP,SC	4			
151311	Bijoliya Shree Ji	06/21/2022	Cancelled(8*)	0	0	17	-17	-100.00%	17	3	4		None	P,S,T,M,VP SC	0	90+ Days		
121624	Bundi	03/20/2014	Cancelled(8*)	0	0	10	-10	-100.00%	10	11	14		None	P,S,T,M,VP SC	14	90+ Days		
150843	Chhoti Sadri	06/06/2022	Cancelled(8*)	0	0	15	-15	-100.00%	15	2	4		None	P,S,T,M,VP SC	N/A	90+ Days		
63702	CHITTORGARH	11/13/2000	Active	15	1	3	-2	-11.76%	16	6	1		2	P,M,VP,SC	2			
35255	DUNGARPUR	03/03/1978	Active(1)	15	0	0	0	0.00%	20		10		2	N	M,VP,SC	1		
42121	FATEHNAGAR	12/21/1982	Active(1)	29	0	0	0	0.00%	29		17	1	None	P,S,T,M,VP SC	0		\$675.65	
141031	Garoth	03/03/2020	Active(2)	8	2	5	-3	-27.27%	7	3	7		2	S,T,M,VP,SC	2			
	Exc Award (06/30/2021, 06/30/2024)																	
47120	GOTAN	03/31/1987	Active	36	4	0	4	12.50%	38		0			T,M,VP,SC	1			
128871	Gotan Shatabdi	09/14/2016	Active(2)	21	2	5	-3	-12.50%	24	5	3			M,VP,SC	3			
33608	JAISALMER	03/30/1977	Active(2)	15	0	0	0	0.00%	15		7			M,VP,SC	21			
30192	JALORE	01/27/1975	Active	37	1	1	0	0.00%	37	1	0		R	P,M,SC	0			
42485	JHALAWAR	03/31/1983	Active	21	0	0	0	0.00%	23		10			S,M,VP,SC	3			
26312	JODHPUR	10/22/1963	Active	46	4	0	4	9.52%	42		9		N	T	1			
104330	JODHPUR BAGESWARI	01/08/2009	Cancelled(8*)	0	0	10	-10	-100.00%	10	14	4	1	None	P,S,T,M,VP SC	18	90+ Days		
140643	Jodhpur Aagaz	01/29/2020	Active	32	9	0	9	39.13%	25		1			T,M,VP,SC	0		\$808.63	
	Exc Award (06/30/2022)																	



# Club Health Assessment for District 3233E2 through April 2025

			Status	Membership							Reports					Finance		LCIF
Club Number	Club Name	Charter Date		Current Member Count	YTD Members Added	YTD Members Dropped	YTD Net Growth	YTD Net Growth%	Member Count 12 Months Ago	Avg. length of service for dropped members	Months Since Last MMR ***	Yrs. Since Last Officer Report	President Rotation	Vice President Reported ****	Months Since Last Activity Report ***	Account Balance	Donations for current Fiscal Year	
			Number of times on status quo within last two years	If below 15 members appears				If net loss is greater than 20% appears			If no report in 3 months appears in	When more than one year appears in	Number of repeat terms	Notes the officers that do not have an active	If no report at 12 months appears in red			
141499	Jodhpur Active	06/08/2020	Active(1)	4	1	1	0	0.00%	5	0	1		5	S,T,M,VP,SC	9			
Exc Award (06/30/2023)																		
150541	Jodhpur Arunoday	04/26/2022	Cancelled(8*)	0	0	16	-16	-100.00%	16	3	4	1	None	P,S,T,M,VP SC	19	90+ Days		
125612	Jodhpur Aum Maitri	09/28/2015	Active	4	0	1	-1	-20.00%	5	9	0			P,S,T,M,VP SC	8			
106614	JODHPUR BORANADA	09/16/2009	Cancelled(8*)	0	0	14	-14	-100.00%	13	12	4	1	None	P,S,T,M,VP SC	2	90+ Days		
59874	JODHPUR CENTRAL	07/24/1997	Active	24	0	0	0	0.00%	26		10			N	3			
53025	JODHPUR EAST	05/01/1992	Active	40	0	0	0	0.00%	40		0			T,M,VP,SC	2			
Exc Award (06/30/2016)																		
48067	JODHPUR FORT	01/19/1988	Active	34	0	0	0	0.00%	33		11		2	S,T,M,VP,SC	6		\$1,000.30	
Exc Award (06/30/2017, 06/30/2020)																		
150027	Jodhpur Gayatri Nagar	03/17/2022	Active	18	0	0	0	0.00%	18		21	1	None	P,S,T,M,VP SC	1	90+ Days		
65217	JODHPUR GREATER	04/15/2002	Active	40	7	6	1	2.56%	39	6	4			M,VP,SC	3		\$1,000.30	
147373	Jodhpur Gyan Jyoti	07/04/2021	Active(1)	4	0	4	-4	-50.00%	8	2	0		2	P,T,M,VP,SC	13			
126955	Jodhpur Heritage	04/19/2016	Active(1)	4	0	3	-3	-42.86%	7	6	0		3	S,T,M,VP,SC	3			
56971	JODHPUR JODHANA	05/22/1995	Active	68	5	3	2	3.03%	66	18	0		2	R T,VP	0			
150029	Jodhpur Kudi Bhagtasni	03/17/2022	Active	15	0	0	0	0.00%	15		25		4	S,T,M,VP,SC	2	90+ Days		
150030	Jodhpur Madhubhan	03/17/2022	Active	17	0	0	0	0.00%	17		25	1	None	P,S,T,M,VP SC	0	90+ Days		
60739	JODHPUR MANDORE	05/05/1998	Active	19	4	5	-1	-5.00%	24	5	1			S	0			
39770	JODHPUR MARUDHARA	04/13/1981	Active	44	2	3	-1	-2.22%	44	21	0		2	N VP,SC	8			
Exc Award (06/30/2024)																		
131446	Jodhpur Marwar The Great	06/17/2017	Active	17	3	0	3	21.43%	16		0			T,M,VP,SC	3			
Exc Award (06/30/2018)																		
54640	JODHPUR MEHRANGARH	06/22/1993	Active(2)	12	1	3	-2	-14.29%	14	25	2			S,T,M,VP,SC	2		\$694.82	
141504	Jodhpur Navkar	06/10/2020	Active(1)	4	0	2	-2	-33.33%	6	2	1			M,VP,SC	7			
Exc Award (06/30/2023, 06/30/2024)																		
121466	Jodhpur Pragati	03/10/2014	Active	5	0	0	0	0.00%	5		6			R M,SC	8			
150031	Jodhpur Rameshwar Nagar	03/17/2022	Active	15	5	5	0	0.00%	15	0	0			T,M,VP,SC	1	90+ Days		





# Club Health Assessment for District 3233E2 through April 2025

			Status	Membership							Reports					Finance	LCIF
Club Number	Club Name	Charter Date		Current Member Count	YTD Members Added	YTD Members Dropped	YTD Net Growth	YTD Net Growth%	Member Count 12 Months Ago	Avg. length of service for dropped members	Months Since Last MMR ***	Yrs. Since Last Officer Report	President Rotation	Vice President Reported ****	Months Since Last Activity Report ***	Account Balance	Donations for current Fiscal Year
			Number of times on status quo within last two years	If below 15 members appears				If net loss is greater than 20% appears			If no report in 3 months appears in	When more than one year appears in	Number of repeat terms	Notes the officers that do not have an active	If no report at 12 months appears in red		
122888	Jodhpur Royals	08/05/2014	Active	38	1	2	-1	-2.56%	41	6	8			R	1		
150032	Jodhpur Sangam	04/05/2022	Active	16	0	0	0	0.00%	16		21	1	None	P,S,T,M,VP SC	1	90+ Days	
150033	Jodhpur Sardarpura	04/05/2022	Active	16	0	0	0	0.00%	16		29		3	S,T,M,VP,SC	2	90+ Days	
128942	Jodhpur Sarvada	09/29/2016	Active(1)	13	0	2	-2	-13.33%	16	2	4			N	P,S,T,M,VP SC	3	
133376	Jodhpur Shakuntla	12/14/2017	Active	5	1	0	1	25.00%	5		7		5	N	S,M,VP,SC	1	
120018	Jodhpur Shridha	07/18/2013	Active	34	0	5	-5	-12.82%	50	4	4			N		2	
Exc Award (06/30/2017, 06/30/2019)																	
138487	Jodhpur Suncity	06/14/2019	Active	17	0	3	-3	-15.00%	20	4	4		2	R	VP,SC	6	
84160	JODHPUR SURYANAGRI	09/07/2004	Active(1)	26	0	9	-9	-25.71%	35	7	4			N		9	
Exc Award (06/30/2017)																	
117194	JODHPUR VASUNDHRA	06/18/2012	Active	50	0	0	0	0.00%	50		3		2		M,VP,SC	0	90+ Days
26313	JODHPUR WEST	07/12/1972	Active	145	1	4	-3	-2.03%	120	34	1			N	S,T,VP	3	
Exc Award (06/30/2017, 06/30/2024)																	
135564	Jodhpur West Shakti	08/06/2018	Active	18	0	0	0	0.00%	20		10			N	S,T,M,SC	0	
Exc Award (06/30/2023)																	
47036	KAPASAN	03/09/1987	Active(1)	25	4	3	1	4.17%	24	11	3		None		P,T,M,VP,SC	9	\$694.82
38745	KEKRI	06/04/1980	Active	39	2	3	-1	-2.50%	39	8	4			N	M,VP,SC	0	\$1,006.29
60408	KISHANGARH CLASSIC	02/23/1998	Active	44	1	0	1	2.33%	44		1			R	M,VP	1	
26318	KOTA	03/05/1962	Active	137	8	15	-7	-4.86%	144	5	1			N	T,SC	0	
Exc Award (06/30/2020)																	
117799	KOTA CENTRAL	09/07/2012	Active	58	12	3	9	18.37%	54	5	0			N	SC	1	\$1,669.71
63334	KOTA HADOTI	06/19/2000	Active	19	1	5	-4	-17.39%	20	9	0			R	SC	2	
Exc Award (06/30/2024)																	
106127	KOTA NORTH	07/23/2009	Active(1)	9	0	0	0	0.00%	11		10		7		M,VP	2	
127894	Kota Shakti	06/27/2016	Active	22	0	3	-3	-12.00%	22	3	0		None		P,S,M,VP,SC	21	
Exc Award (06/30/2024)																	
44783	KOTA SOUTH	03/18/1985	Active	79	4	5	-1	-1.25%	80	24	0			N		0	\$20.01





# Club Health Assessment for District 3233E2 through April 2025

			Status	Membership							Reports					Finance		LCIF			
Club Number	Club Name	Charter Date		Current Member Count	YTD Members Added	YTD Members Dropped	YTD Net Growth	YTD Net Growth%	Member Count 12 Months Ago	Avg. length of service for dropped members	Months Since Last MMR ***	Yrs. Since Last Officer Report	President Rotation	Vice President Reported ****	Months Since Last Activity Report ***	Account Balance	Donations for current Fiscal Year				
			Number of times on status quo within last two years	If below 15 members appears					If net loss is greater than 20% appears						If no report in 3 months appears in	When more than one year appears in	Number of repeat terms	Notes the officers that do not have an active	If no report at 12 months appears in red		
Exc Award (06/30/2021, 06/30/2024)																					
125610	Kota Techno	09/09/2015	Active	69	5	0	5	7.81%	73		0			R	T	0		\$874.75			
Exc Award (06/30/2019, 06/30/2020, 06/30/2021)																					
26319	KUCHAMAN CITY	07/12/1972	Active	70	0	0	0	0.00%	74		6				T,M,VP,SC	1		\$539.08			
150451	Kuchaman City Star	04/20/2022	Active(1)	5	0	0	0	0.00%	10		10				M,VP,SC	8					
Exc Award (06/30/2023)																					
138783	Kuchaman Fort	07/12/2019	Active(1)	41	0	0	0	0.00%	49		10				P,S,T,M,VP SC	0					
Exc Award (06/30/2020, 06/30/2021)																					
56723	MAKRANA	03/24/1995	Active	46	10	2	8	21.05%	43	12	1				P,T,M,VP,SC	2		\$2,000.60			
111108	MAKRANA MARBLE CITY	05/18/2011	Active(1)	43	6	0	6	16.22%	37		4			N		0		\$658.88			
140974	Manasa	02/19/2020	Active(1)	37	14	1	13	54.17%	24	2	7			N	T,VP	2		\$1,000.30			
26324	MANDSAUR	12/11/1960	Active	123	0	0	0	0.00%	123		0			N	S,T,M,SC	0					
Exc Award (06/30/2020, 06/30/2024)																					
153937	Mandsaur Dynamic	03/16/2023	Active	26	1	3	-2	-7.14%	25	1	7			N	T,VP	1					
134931	Mandsaur Gold	06/14/2018	Active	41	2	1	1	2.50%	51	6	4				S,M,VP,SC	1					
Exc Award (06/30/2020)																					
142095	Mandsaur Star	08/19/2020	Active	15	0	3	-3	-16.67%	22	2	2			N	M,SC	6					
Exc Award (06/30/2021)																					
150320	Manglana	04/20/2022	Active	5	0	0	0	0.00%	5		19		2		P,S,M,VP,SC	9					
Exc Award (06/30/2023)																					
61010	MOUNT ABU	06/30/1998	Active	42	3	0	3	7.69%	40		1				M,VP,SC	0					
26328	NAGAUR	04/04/1971	Active	82	0	0	0	0.00%	83		10		2	N	T,SC	9		\$2,000.60			
Exc Award (06/30/2017, 06/30/2024)																					
141360	Nawa	06/10/2020	Cancelled(8*)	0	0	10	-10	-100.00%	10	3	4		None		P,S,T,M,VP SC	9	90+ Days				
26329	NEEMUCH	02/12/1960	Active	70	3	1	2	2.94%	68	51	5		7		M,VP,SC	2					
58471	NEEMUCH CENTRAL	06/19/1996	Active(2)	40	0	0	0	0.00%	40		17				S,T,M,VP,SC	1					
117728	NEEMUCH PLATINUM	08/29/2012	Active(1)	15	0	0	0	0.00%	17		10		2	N	VP	2					
29700	NIMBAHERA	07/15/1974	Active	63	13	2	11	21.15%	58	12	0			N	M,VP,SC	0					



# Club Health Assessment for District 3233E2 through April 2025

			Status	Membership							Reports					Finance	LCIF
Club Number	Club Name	Charter Date		Current Member Count	YTD Members Added	YTD Members Dropped	YTD Net Growth	YTD Net Growth%	Member Count 12 Months Ago	Avg. length of service for dropped members	Months Since Last MMR ***	Yrs. Since Last Officer Report	President Rotation	Vice President Reported ****	Months Since Last Activity Report ***	Account Balance	Donations for current Fiscal Year
			Number of times on status quo within last two years	If below 15 members appears				If net loss is greater than 20% appears			If no report in 3 months appears in	When more than one year appears in	Number of repeat terms	Notes the officers that do not have appears in an active	If no report at 12 months red		
Exc Award (06/30/2020)																	
55341	PACHPADRA	02/22/1994	Cancelled(8*)	0	0	6	-6	-100.00%	6	17	4	1	None	P,S,T,M,VP SC	1	90+ Days	
38379	PALI	04/03/1980	Active(2)	25	0	0	0	0.00%	25		4			M,VP,SC	9		
Exc Award (06/30/2024)																	
38380	PALI CITY	04/03/1980	Active(1)	47	0	0	0	0.00%	47		9			T,VP,SC	7		\$1,000.30
127506	Parbatsar	05/31/2016	Active	39	1	0	1	2.63%	43		8		N		0		
Exc Award (06/30/2019, 06/30/2020)																	
141284	Phalodi Maruveera	03/19/2020	Active	18	6	5	1	5.88%	17	3	2			P,T,VP,SC	7		
Exc Award (06/30/2021)																	
46599	PINDWARA	10/20/1986	Active	40	8	3	5	14.29%	35	11	3		N	P,T,SC	1		\$2,021.79
Exc Award (06/30/2020)																	
146176	Pipalia Mandi Shakti	06/15/2021	Cancelled(8*)	0	0	20	-20	-100.00%	20	2	7		None	P,S,T,M,VP SC	12	90+ Days	
153774	Pipar Vision	03/08/2023	Active(1)	11	0	9	-9	-45.00%	20	2	4		2	M,VP,SC	3		
140694	Pratapgarh	01/13/2020	Cancelled(8*)	0	0	8	-8	-100.00%	20	4	4		None	P,S,T,M,VP SC	9	90+ Days	
45747	RANI	01/20/1986	Active(2)	39	0	0	0	0.00%	39		0			T,M,VP,SC	6		
51287	RISHABHDEV	02/07/1991	Active(1)	31	0	0	0	0.00%	36		7			T,M,VP,SC	2		
36634	SHAMGARH	02/08/1979	Active	30	2	0	2	7.14%	28		0		R		3		
35873	SHEOGANJ-SUMERPUR L C	06/08/1978	Active	61	7	5	2	3.39%	61	13	1		N	SC	0		\$179.69
110656	SHRI NATHDWARA VALLABHA	03/24/2011	Active(1)	25	0	1	-1	-3.85%	27	2	4		N		4		
37878	SIROHI	12/20/1979	Active	22	0	2	-2	-8.33%	28	17	0		2	P,T,SC	9		
142098	Sumerpur Hills	08/11/2020	Active	6	0	0	0	0.00%	23		10		2	M,VP,SC	7		
66646	SUMERPUR JAWAI	09/27/2002	Active	88	7	0	7	8.64%	88		4		N	SC	0		\$3,000.61
Exc Award (06/30/2019)																	
26345	UDAIPUR	09/28/1966	Active	96	8	3	5	5.49%	96	8	3		N	P,M,VP,SC	4		\$1,100.05
40952	UDAIPUR ARAVALI	02/25/1982	Active	85	10	1	9	11.84%	76	42	0		N	T,M,VP,SC	9		
Exc Award (06/30/2016, 06/30/2017)																	
107118	UDAIPUR ARISTOCRAT	12/23/2009	Active(1)	3	0	3	-3	-50.00%	6	2	4			T,M,VP,SC	8		



## Club Health Assessment for District 3233E2 through April 2025

			Status	Membership							Reports					Finance		LCIF
Club Number	Club Name	Charter Date		Current Member Count	YTD Members Added	YTD Members Dropped	YTD Net Growth	YTD Net Growth%	Member Count 12 Months Ago	Avg. length of service for dropped members	Months Since Last MMR ***	Yrs. Since Last Officer Report	President Rotation	Vice President Reported ****	Months Since Last Activity Report ***	Account Balance	Donations for current Fiscal Year	
			Number of times on status quo within last two years	If below 15 members appears				If net loss is greater than 20% appears			If no report in 3 months appears in	When more than one year appears in	Number of repeat terms	Notes the officers that do not have an active	If no report at 12 months appears in red			
122983	Udaipur Divine	08/21/2014	Active	15	2	0	2	15.38%	14		9			N	SC	3		
120044	Udaipur Eklingji	07/26/2013	Active(1)	10	12	10	2	25.00%	11	11	0		3		M,VP,SC	8		
118943	UDAIPUR ELITE	03/14/2013	Active	40	3	0	3	8.11%	42		3			N		2		
105087	UDAIPUR HADARANI	03/26/2009	Cancelled(8*)	0	0	11	-11	-100.00%	14	13	7		None		P,S,T,M,VP SC	1	90+ Days	
	Exc Award (06/30/2022)																	
51254	UDAIPUR HIRAN MAGRI	01/23/1991	Active	29	4	5	-1	-3.33%	32	23	0		2	N		0	\$2,000.11	
	Exc Award (06/30/2023)																	
62982	UDAIPUR KUMBHA	03/27/2000	Active	27	0	0	0	0.00%	36		10		None		P,S,T,M,VP SC	0		
38838	UDAIPUR LAKE CITY	07/28/1980	Active	95	9	8	1	1.06%	101	14	0			N		3	\$3,138.66	
	Exc Award (06/30/2018, 06/30/2019, 06/30/2020)																	
62559	UDAIPUR MAHARANA	12/14/1999	Cancelled(8*)	0	0	33	-33	-100.00%	33	16	4	1	None		P,S,T,M,VP SC	2	90+ Days	
138474	Udaipur Mangalam	06/06/2019	Active	18	0	0	0	0.00%	19		2			N	P,S,T	0	\$982.33	
141486	Udaipur Manikarnika	06/08/2020	Cancelled(8*)	0	0	3	-3	-100.00%	5	5	4	1	None		P,S,T,M,VP SC	8	90+ Days	
111770	UDAIPUR MEWAR	08/04/2011	Active	19	0	0	0	0.00%	32		10			N	M,VP,SC	2		
100491	UDAIPUR MEWAR GAURAV	11/02/2007	Active	26	1	2	-1	-3.70%	28	3	3		2	R		7		
	Exc Award (06/30/2016)																	
59103	UDAIPUR NEELANJANA	02/04/1997	Active	20	0	0	0	0.00%	21		0			N	S,T	0		
	Exc Award (06/30/2016, 06/30/2017, 06/30/2020)																	
120012	Udaipur Om	07/17/2013	Active	9	0	0	0	0.00%	10		9				M,VP,SC	7		
	Exc Award (06/30/2021)																	
138777	Udaipur Pratap	07/12/2019	Active	14	0	0	0	0.00%	20		10				S,M,VP,SC	3		
149246	Udaipur Shreeji	01/06/2022	Active	16	3	9	-6	-27.27%	28	2	4			N	M,VP,SC	0	\$1,477.09	
	Exc Award (06/30/2022)																	
63505	UDAIPUR VINAYAK	08/08/2000	Active	16	0	2	-2	-11.11%	20	6	9		5	R	T,M,VP,SC	4		
150116	Udaipur Yuva Shakti	03/07/2022	Active	18	0	0	0	0.00%	22		10			N		0		
	Exc Award (06/30/2023)																	



## Club Health Assessment for District 3233E2 through April 2025

			Status	Membership							Reports					Finance	LCIF
Club Number	Club Name	Charter Date		Current Member Count	YTD Members Added	YTD Members Dropped	YTD Net Growth	YTD Net Growth%	Member Count 12 Months Ago	Avg. length of service for dropped members	Months Since Last MMR ***	Yrs. Since Last Officer Report	President Rotation	Vice President Reported ****	Months Since Last Activity Report ***	Account Balance	Donations for current Fiscal Year
			Number of times on status quo within last two years	If below 15 members appears				If net loss is greater than 20% appears			If no report in 3 months appears in	When more than one year appears in	Number of repeat terms	Notes the officers that do not have an active	If no report at 12 months appears in red		

Clubs Cancelled Previous Fiscal Year – Clubs Cancelled within last 12 months may be reinstated

Club Number	Club Name	Charter Date	Current Status*	Cancellation Date
151598	Ajmer Royal	07/06/2022	Cancelled(8*)	01/29/2024
126098	Beawar Star	12/11/2015	Cancelled(8*)	01/29/2024
142932	Bhilwara Diamond	12/01/2020	Cancelled(8*)	12/29/2023
132912	Bhilwara Royal	10/30/2017	Cancelled(8*)	07/29/2023
135695	Jodhpur Karma	08/06/2018	Cancelled(8*)	12/29/2023
141500	Jodhpur Mahamantra	06/09/2020	Cancelled(8*)	10/29/2023
141501	Jodhpur Mahaveer	06/08/2020	Cancelled(8*)	10/29/2023
141502	Jodhpur Mrignayni	06/09/2020	Cancelled(8*)	12/29/2023
141506	Kota Om Enclave	06/09/2020	Cancelled(8*)	10/29/2023
141485	Rishabhdev Manikarnika	06/11/2020	Cancelled(8*)	12/29/2023
141529	Udaipur Radhey	06/11/2020	Cancelled(8*)	12/29/2023

Current Total Clubs Count	YTD New Clubs Count	YTD Cancelled Clubs Count	YTD Net Club Gain	Current Total Members Count	YTD Add	YTD Drop	YTD Net Growth	YTD Net Growth %	Member Count 12 Months Ago	Average Member Count Per Club	% of Clubs with less than 20 members	% No MMR in 3 Months	% No Officer Report in 12 Months	% of Clubs with balance 90+ days	Number of Clubs in Status Quo	% Status Quo Clubs in Financial Suspension	Number of Cancelled Clubs	Average Cancelled Club Age	Members Lost Due to Cancellation	% of Clubs Cancelled for Non-Financial Reasons
148	2	15	-13	5,157	399	526	-127	-2.40%	5,531	35	39%	62%	3%	5%	0	0%	15	12	218	-73%

\* - P - Priority Club. Cancellation Reasons: 1-Objectives/conduct, 2-Non-active club, 5-Non-existing club, 6-Disbanding, 7-Merger, 8-Financial Suspension, 9-District/Multiple District Dues.

\*\* - Abbreviation: P-President, S-Secretary, T-Treasurer, M-Member Chairperson, VP-First Vice President, MC-Communications Chairperson, SC-Service Chairperson

\*\*\* - Abbreviation: N/R - Never reported using the Lions Clubs website, N/A - Not applicable, No password registered for the Lions Clubs website.

\*\*\*\* - Abbreviation: N - New, IP - Immediate Past, R - Repeat.



# Club Health Assessment for District 3233G1 through April 2025

			Status	Membership							Reports					Finance	LCIF	
Club Number	Club Name	Charter Date		Current Member Count	YTD Members Added	YTD Members Dropped	YTD Net Growth	YTD Net Growth%	Member Count 12 Months Ago	Avg. length of service for dropped members	Months Since Last MMR ***	Yrs. Since Last Officer Report	President Rotation	Vice President Reported ****	Months Since Last Activity Report ***	Account Balance	Donations for current Fiscal Year	
			Number of times on status quo within last two years	If below 15 members appears				If net loss is greater than 20% appears			If no report in 3 months appears in	When more than one year appears in	Number of repeat terms		Notes the officers that do not have an active	If no report at 12 months appears in red		
Clubs less than two years old																		
156681	Amjhera Active	11/23/2023	Cancelled(8*)	0	0	10	-10	-100.00%	20	1	10		None		P,S,T,M,VP SC	6	90+ Days	
175993	Anjad Ahilya	07/24/2024		Active	26	26	0	26	100.00%	0	9		N	P,M,SC	9			
178939	Bediya	09/30/2024		Active	5	20	15	5	100.00%	0	0	3		N	M,SC	N/R		
171368	Harsud Perna	04/30/2024	Active	8	0	0	0	0.00%	20		1		2	N	T,M	7		
178979	Harsud Yuvansh	10/18/2024	Active	20	20	0	20	100.00%	0		1			N	T,M,SC	N/A		
156974	Indore Aagaz	12/26/2023	Active	4	0	0	0	0.00%	20		1		2	N	M,VP,SC	5		
179103	Indore Aarvik	10/25/2024	Active	20	20	0	20	100.00%	0		6			N	M,VP,SC	7		
156992	Indore Clifton	12/29/2023	Active	10	0	0	0	0.00%	20		10		2		M,VP,SC	2		
155439	Indore Cosmos	07/31/2023	Active	50	3	0	3	6.38%	50		2		2	N	SC	8		
156993	Indore Cristina	12/29/2023	Active	10	0	0	0	0.00%	20		10		2	N	M,VP,SC	2		
155060	Indore Golden Power	07/10/2023	Active	22	5	0	5	29.41%	20		9			R	M,SC	6		
157012	Indore Janki	12/29/2023	Active	10	0	0	0	0.00%	20		0		2		M,VP,SC	2		
157595	Indore Junun	03/04/2024	Active	16	0	0	0	0.00%	20		9		2		S,M,VP,SC	5		
157061	Indore Lalbag	12/30/2023	Active	10	0	0	0	0.00%	20		0		2	N	M,VP,SC	3		
157015	Indore Orange Leaf	12/29/2023	Active	10	0	0	0	0.00%	20		10		2		M,VP,SC	2		
157058	Indore Pearl Stone	12/30/2023	Active	10	0	0	0	0.00%	20		10		2		M,VP,SC	2		
157076	Indore Sharad	12/30/2023	Active	9	0	0	0	0.00%	20		10		2		M,VP,SC	5		
157069	Indore Tirupati	12/30/2023	Active	10	0	0	0	0.00%	20		0		2		M,VP,SC	2		
171830	Indore Universe	05/28/2024	Active(1)	20	20	20	0	0.00%	0	1	0		2		M,VP,SC	9		
178943	Jaora Elite	10/03/2024	Active	21	21	0	21	100.00%	0		6			N	M,VP,SC	N/R		
157070	Mhow Super City	12/30/2023	Active	9	0	0	0	0.00%	20		0		2		M,VP,SC	3		
177918	Omkareshwar Anant	09/11/2024	Active	4	20	16	4	100.00%	0	0	4				M,VP,SC	5		
175291	Pandhana Atulya	08/19/2024	Active	5	20	15	5	100.00%	0	0	4			N	M,SC	6		



## Club Health Assessment for District 3233G1 through April 2025

			Status	Membership							Reports					Finance	LCIF	
Club Number	Club Name	Charter Date		Current Member Count	YTD Members Added	YTD Members Dropped	YTD Net Growth	YTD Net Growth%	Member Count 12 Months Ago	Avg. length of service for dropped members	Months Since Last MMR ***	Yrs. Since Last Officer Report	President Rotation	Vice President Reported ****	Months Since Last Activity Report ***	Account Balance	Donations for current Fiscal Year	
			Number of times on status quo within last two years	If below 15 members appears					If net loss is greater than 20% appears		If no report in 3 months appears in	When more than one year appears in	Number of repeat terms	Notes the officers that do not have an active	If no report at 12 months appears in red			
181619	Ratlam Jaiho	04/02/2025	Newly Chartered	22	22	0	22	100.00%	0		0			M,VP,SC	0	90+ Days		
157077	Sanwer Gyansheela City	12/30/2023	Active	9	0	0	0	0.00%	20		10		2	M,VP,SC	2			
178631	Tal Golden Super	09/20/2024	Active	20	20	0	20	100.00%	0		7			M,VP,SC	6			
Clubs more than two years old																		
99801	ALIRAJPUR	06/28/2007	Active	10	0	2	-2	-16.67%	12	11	9		2	VP	6	\$3,000.90		
Exc Award (06/30/2017)																		
144357	Alot Aastha	12/31/2020	Active	16	11	0	11	220.00%	15		3			VP,SC	3			
Exc Award (06/30/2022)																		
149660	Alot Golden Super	02/03/2022	Active(2)	25	20	0	20	400.00%	5		6			N S,T,SC	0			
34254	ANJAD	06/27/1977	Active	15	0	2	-2	-11.76%	17	31	9		2	R M,VP,SC	9			
144423	Badnawar Seva Sahyog	12/24/2020	Active	10	0	5	-5	-33.33%	15	3	4			N S,T,M,VP,SC	5			
115554	BAGH TANDA	11/15/2011	Active	2	0	0	0	0.00%	2		12		8	R	6			
122830	Bakaner	07/28/2014	Active	15	4	0	4	36.36%	11		0			R VP,SC	1			
42237	BARWAHA CITY	01/06/1983	Active	27	5	3	2	8.00%	30	21	4			N T,M,SC	1			
Exc Award (06/30/2021)																		
123742	Barwaha Narmada	12/22/2014	Active	38	15	0	15	65.22%	26		1			N M,VP,SC	0	\$347.41		
53520	BARWANI CITY	07/15/1992	Active	49	0	1	-1	-2.00%	50	15	5			R T	4			
Exc Award (06/30/2018, 06/30/2020)																		
140174	Barwani Uttam	10/29/2019	Active	4	0	0	0	0.00%	4		14	1	None	P,S,T,M,VP SC	8			
31405	BHIKANGAON	11/06/1975	Active	9	0	3	-3	-25.00%	16	9	5			R T,M,VP,SC	8			
26293	BURHANPUR	11/12/1967	Active	54	9	6	3	5.88%	51	18	0			M,VP,SC	9			
52674	DEWAS CITY	03/10/1992	Active	39	2	0	2	5.41%	34		0			T,M,VP,SC	6			
Exc Award (06/30/2020, 06/30/2024)																		
143019	Dewas Gold	11/20/2020	Active	22	0	0	0	0.00%	22		6			M,VP,SC	3			
101114	DHAMNOD ACTIVE	01/29/2008	Active	33	0	1	-1	-2.94%	34	17	1			N T,VP,SC	8			
Exc Award (06/30/2020, 06/30/2024)																		



# Club Health Assessment for District 3233G1 through April 2025

			Status	Membership							Reports					Finance		LCIF		
Club Number	Club Name	Charter Date		Current Member Count	YTD Members Added	YTD Members Dropped	YTD Net Growth	YTD Net Growth%	Member Count 12 Months Ago	Avg. length of service for dropped members	Months Since Last MMR ***	Yrs. Since Last Officer Report	President Rotation	Vice President Reported ****	Months Since Last Activity Report ***	Account Balance	Donations for current Fiscal Year			
			Number of times on status quo within last two years	If below 15 members appears					If net loss is greater than 20% appears					If no report in 3 months appears in	When more than one year appears in	Number of repeat terms	Notes the officers that do not have an active	If no report at 12 months appears in red		
141310	Dhamnod Platinum	06/17/2020	Active	6	2	0	2	50.00%	4		9				M,VP,SC	7				
Exc Award (06/30/2024)																				
56609	DHAR	03/06/1995	Active	15	0	3	-3	-16.67%	18	5	1		4	N	T,M,VP	6				
89253	DHAR ACTIVE	09/09/2005	Active	5	0	0	0	0.00%	5		20	1	None		P,S,T,M,VP SC	9				
101623	DHAR ACTIVE COUPLE	03/27/2008	Active	26	7	0	7	36.84%	28		4			N	P,S,T,M,VP SC	9				
141041	Dhar Bhoj	02/28/2020	Active(1)	6	0	0	0	0.00%	7		10			R	T	8				
109449	DHAR CITY	10/06/2010	Active(1)	15	0	0	0	0.00%	15		10			N	S	8		\$592.99		
139187	Dhar Main	10/30/2019	Active	22	7	0	7	46.67%	17		2			N	P,S,T,M,VP SC	8				
40942	GAUTAMPURA	02/23/1982	Active	18	7	0	7	63.64%	17		1		7	N	VP	6				
66982	GHATABILLOD	12/19/2002	Active	6	0	1	-1	-14.29%	7	22	4				S,T,M,VP,SC	8				
147873	Hatpipliya Friends	08/13/2021	Cancelled(8*)	0	0	22	-22	-100.00%	22	3	12		None		P,S,T,M,VP SC	8	90+ Days			
26306	INDORE	04/07/1957	Active	47	9	2	7	17.50%	45	19	0			N	SC	5				
Exc Award (06/30/2017, 06/30/2022)																				
103622	INDORE NORTH	09/10/2008	Active	24	0	8	-8	-25.00%	51	5	0			R	M	6				
Exc Award (06/30/2021, 06/30/2022, 06/30/20																				
104155	INDORE HAPPY COUPLE	12/16/2008	Active	6	3	0	3	100.00%	9		2			N	T,M,SC	8				
Exc Award (06/30/2016)																				
138993	Indore Aakruti	09/06/2019	Active	15	2	0	2	15.38%	16		0				M,VP,SC	4				
Exc Award (06/30/2022)																				
125021	Indore Aaradhana Young Star	06/15/2015	Active	325	0	0	0	0.00%	325		0			N	T,M,VP,SC	8				
120391	Indore Aaradhna	09/25/2013	Active	5	0	0	0	0.00%	6		10			N	M,VP,SC	1				
141377	Indore Aarti	05/15/2020	Active	4	0	0	0	0.00%	4		12		4		S,T,M,VP,SC	8				
141433	Indore Aasha	05/15/2020	Active	4	0	0	0	0.00%	4		12		6	R	S,T,M,SC	8				
141434	Indore Aashi	05/18/2020	Active	4	0	0	0	0.00%	4		12		6	R	T,M,VP,SC	8				
89224	INDORE ACTIVE	09/02/2005	Active	9	0	4	-4	-30.77%	13	16	1			N	S,M,SC	8				
138995	Indore Administrative Officers	07/18/2019	Active	25	1	0	1	4.17%	24		2			N	P,T,M,SC	2				
Exc Award (06/30/2020, 06/30/2022, 06/30/20																				





# Club Health Assessment for District 3233G1 through April 2025

			Status	Membership							Reports					Finance	LCIF
Club Number	Club Name	Charter Date		Current Member Count	YTD Members Added	YTD Members Dropped	YTD Net Growth	YTD Net Growth%	Member Count 12 Months Ago	Avg. length of service for dropped members	Months Since Last MMR ***	Yrs. Since Last Officer Report	President Rotation	Vice President Reported ****	Months Since Last Activity Report ***	Account Balance	Donations for current Fiscal Year
			Number of times on status quo within last two years	If below 15 members appears				If net loss is greater than 20% appears			If no report in 3 months appears in	When more than one year appears in	Number of repeat terms	Notes the officers that do not have an active	If no report at 12 months red		
59008	INDORE AHILYA	01/09/1997	Active	27	3	1	2	8.00%	32	0	5			N	T,VP,SC	0	
	Exc Award (06/30/2020, 06/30/2021, 06/30/2022)																
124443	Indore Ahilya Young Star	03/23/2015	Cancelled(8*)	0	0	125	-125	-100.00%	125	6	12		None		P,S,T,M,VP SC	7	90+ Days
127055	Indore Amulya	03/18/2016	Active	21	3	5	-2	-8.70%	22	12	0		2	N	VP,SC	0	
	Exc Award (06/30/2017, 06/30/2018, 06/30/2019)																
57131	INDORE ANAND	06/28/1995	Active	16	0	0	0	0.00%	16		0			N	SC	2	
	Exc Award (06/30/2024)																
141040	Indore Annapurna	02/28/2020	Active	2	0	0	0	0.00%	2		14	1	None		P,S,T,M,VP SC	9	90+ Days
141378	Indore Anuj	05/15/2020	Active	4	0	0	0	0.00%	4		12		5	R	T,M,VP,SC	8	
85957	INDORE ARPAN	03/22/2005	Active	20	0	1	-1	-4.76%	21	2	4			R	M,SC	5	
	Exc Award (06/30/2022, 06/30/2023)																
141435	Indore Ashmita	05/15/2020	Active	4	0	0	0	0.00%	4		12		6	R	S,T,M,VP,SC	8	
141379	Indore Astha	05/15/2020	Active	5	0	0	0	0.00%	5		12		2	R	S,T,M,VP,SC	6	
141436	Indore Avani	05/18/2020	Active	4	0	0	0	0.00%	4		12		6	R	S,T,M,SC	8	
141394	Indore Bharati	05/15/2020	Active	4	0	0	0	0.00%	4		0		3	R	S,T,M,VP,SC	8	
149865	Indore Bijasan	02/17/2022	Active	5	0	0	0	0.00%	15		10		4		T,M,VP,SC	8	
51646	INDORE CENTRAL	05/07/1991	Active	3	0	0	0	0.00%	3		12		5		S,T,M,VP,SC	8	
141437	Indore Chandani	05/15/2020	Active	4	0	0	0	0.00%	4		12		6	R	S,T,M,VP,SC	8	
131861	Indore Chandraprabha	07/12/2017	Active	8	1	0	1	14.29%	7		9		2	R	T	5	
	Exc Award (06/30/2021, 06/30/2022)																
141042	Indore Chandrika	02/28/2020	Active	2	0	0	0	0.00%	2		12		3	N	S,M,VP,SC	8	
53714	INDORE CITIZEN	09/28/1992	Active(1)	18	0	0	0	0.00%	18		10	1	None		P,S,T,M,VP SC	9	90+ Days
	Exc Award (06/30/2024)																
57132	INDORE CITY	06/28/1995	Active	28	6	8	-2	-6.67%	29	4	1			N	T	2	
122836	Indore Decent	07/29/2014	Active	16	2	0	2	14.29%	14		0			N	M,SC	0	
	Exc Award (06/30/2022, 06/30/2024)																
141438	Indore Divya	05/15/2020	Active	4	0	0	0	0.00%	4		12		6	R	T,M,VP,SC	8	\$35.94





# Club Health Assessment for District 3233G1 through April 2025

			Status	Membership							Reports					Finance		LCIF
Club Number	Club Name	Charter Date		Current Member Count	YTD Members Added	YTD Members Dropped	YTD Net Growth	YTD Net Growth%	Member Count 12 Months Ago	Avg. length of service for dropped members	Months Since Last MMR ***	Yrs. Since Last Officer Report	President Rotation	Vice President Reported ****	Months Since Last Activity Report ***	Account Balance	Donations for current Fiscal Year	
			Number of times on status quo within last two years	If below 15 members appears				If net loss is greater than 20% appears			If no report in 3 months appears in	When more than one year appears in	Number of repeat terms	Notes the officers that do not have an active	If no report at 12 months appears in red			
141464	Indore Divyashakti	05/15/2020	Active	4	0	0	0	0.00%	4		12		6	T,M,VP,SC	8			
141375	Indore Diya	05/15/2020	Active	3	0	0	0	0.00%	3		12		3	R S,T,M,VP,SC	2			
56227	INDORE DYNAMIC	11/10/1994	Active	17	2	9	-7	-29.17%	24	7	3			N P,M,SC	8			
Exc Award (06/30/2022, 06/30/2023, 06/30/2024)																		
42893	INDORE EAST	06/22/1983	Active	54	6	0	6	12.50%	49		6			S,T,M,VP,SC	2		\$6,882.30	
Exc Award (06/30/2016, 06/30/2024)																		
141380	Indore Gagan	05/15/2020	Active	5	0	0	0	0.00%	5		12			R P,T,M,VP,SC	8			
105576	INDORE GALAXY	05/27/2009	Active	47	0	33	-33	-41.25%	80	1	5		2	M,VP,SC	7			
Exc Award (06/30/2017)																		
140498	Indore Gangotri	12/26/2019	Active	2	0	0	0	0.00%	2		12		3	N S,M,VP,SC	9			
56595	INDORE GAURAV	03/02/1995	Active	21	1	0	1	5.00%	22		4		3	R T,M,VP	1			
Exc Award (06/30/2022)																		
123153	Indore Gayanodaya	09/19/2014	Active	3	0	0	0	0.00%	3		12		2	M,VP,SC	8			
141372	Indore Golden	05/15/2020	Active	7	0	0	0	0.00%	7		12		6	R M,SC	2			
48503	INDORE GREATER	04/21/1988	Active	45	1	2	-1	-2.17%	50	22	0			N M	1		\$802.63	
Exc Award (06/30/2016)																		
141393	Indore Heena	05/15/2020	Active	4	0	0	0	0.00%	4		12		4	R S,T,M,VP,SC	9			
141373	Indore India Junction	05/15/2020	Active	4	0	0	0	0.00%	4		12		6	R S,T,M,VP,SC	8			
140368	Indore Janhavi	12/26/2019	Active	2	0	0	0	0.00%	2		12		3	N S,M,VP,SC	7			
140655	Indore Jwala	01/29/2020	Active	2	0	0	0	0.00%	2		12		3	N T,M,VP,SC	8			
141392	Indore Jyoti	05/15/2020	Active	4	0	0	0	0.00%	4		12		4	R P,T,M,VP,SC	8			
141440	Indore Kala	05/18/2020	Active	5	0	0	0	0.00%	5		12		3	N T,M,VP,SC	7			
149866	Indore Kalindi Gold	02/17/2022	Active	5	0	0	0	0.00%	15		0		4	T,M,VP,SC	9			
140412	Indore Khushi	12/26/2019	Active	2	0	0	0	0.00%	2		12		3	N S,M,VP,SC	9			
141390	Indore Kiran	05/15/2020	Active(1)	5	0	0	0	0.00%	5		12		3	R T,M,VP,SC	8			
141441	Indore Krashnika	05/15/2020	Active	4	0	0	0	0.00%	4		12		6	R S,T,M,VP,SC	2			



# Club Health Assessment for District 3233G1 through April 2025

			Status	Membership							Reports					Finance		LCIF
Club Number	Club Name	Charter Date		Current Member Count	YTD Members Added	YTD Members Dropped	YTD Net Growth	YTD Net Growth%	Member Count 12 Months Ago	Avg. length of service for dropped members	Months Since Last MMR ***	Yrs. Since Last Officer Report	President Rotation	Vice President Reported ****	Months Since Last Activity Report ***	Account Balance	Donations for current Fiscal Year	
			Number of times on status quo within last two years	If below 15 members appears				If net loss is greater than 20% appears			If no report in 3 months appears in	When more than one year appears in	Number of repeat terms	Notes the officers that do not have an active	If no report at 12 months appears in red			
138994	Indore Labham	07/18/2019	Cancelled(8*)	0	0	5	-5	-100.00%	5	5	4	1	None	P,S,T,M,VP SC	17	90+ Days	\$3,426.18	
117846	INDORE LEGEND	09/18/2012	Active	16	2	0	2	14.29%	14	7				VP,SC	6			
	Exc Award (06/30/2021)																	
54595	INDORE MAHANAGAR	06/14/1993	Active	119	25	1	24	25.26%	118	7	0		N		0			
	Exc Award (06/30/2016, 06/30/2020, 06/30/20																	
141442	Indore Mahima	05/15/2020	Active	4	0	0	0	0.00%	4		12		6	R	S,T,M,VP,SC	N/A		
139074	Indore Main	09/19/2019	Active	13	0	1	-1	-7.14%	14	3	7			N	T,M,SC	2		
128391	Indore Majesty	08/11/2016	Active	3	0	0	0	0.00%	3		0		4		M,VP,SC	8		
56596	INDORE MALWA	03/02/1995	Active	18	1	1	0	0.00%	20	19	2		N	M,SC	1			
	Exc Award (06/30/2020, 06/30/2022, 06/30/20																	
149867	Indore Mangliya	02/17/2022	Active	5	0	0	0	0.00%	15		10		4		T,M,VP,SC	8		
141389	Indore Manthan	05/15/2020	Active	5	0	0	0	0.00%	5		12		3	R	T,M,VP,SC	6		
141345	Indore Meghdhoot	05/15/2020	Active	2	0	0	0	0.00%	2		12				T,M,VP,SC	7		
100137	INDORE METRO	08/30/2007	Active	2	0	0	0	0.00%	2		15	1	None	P,S,T,M,VP SC	19			
128295	Indore Metro Yuva	08/11/2016	Active	3	0	0	0	0.00%	3		12			M,VP,SC	7			
141127	Indore Mid Town	03/05/2020	Active	3	1	0	1	50.00%	2		2		7		M,VP,SC	2		
141374	Indore Mitrata	05/19/2020	Active	4	0	0	0	0.00%	4		12		4	R	P,T,M,VP,SC	7		
141376	Indore Nirvana	05/15/2020	Active	4	0	0	0	0.00%	4		12		6	R	T,M,VP,SC	7		
140139	Indore Ojas	10/30/2019	Active	3	0	0	0	0.00%	3		2		2		M,VP,SC	2		
143653	Indore Oxygreen	12/22/2020	Active	20	0	6	-6	-23.08%	36	2	5		2	N	T	1		
148312	Indore Parakram	09/23/2021	Active	8	0	0	0	0.00%	8		1		2		T,M,VP,SC	6		
141346	Indore Parshwanath	05/18/2020	Active	3	0	0	0	0.00%	3		12		2		M,VP,SC	9		
125374	INDORE PIONEER	07/16/2015	Active	7	0	0	0	0.00%	10		10				M,VP,SC	6		
88703	INDORE PLANET	06/21/2005	Active	50	9	1	8	19.05%	55	0	3			N	M	5		
	Exc Award (06/30/2023)																	
140499	Indore Prajiwala	12/26/2019	Active	2	0	0	0	0.00%	2		12		3	N	S,M,VP,SC	7		




# Club Health Assessment for District 3233G1 through April 2025

			Status	Membership							Reports					Finance		LCIF
Club Number	Club Name	Charter Date		Current Member Count	YTD Members Added	YTD Members Dropped	YTD Net Growth	YTD Net Growth%	Member Count 12 Months Ago	Avg. length of service for dropped members	Months Since Last MMR ***	Yrs. Since Last Officer Report	President Rotation	Vice President Reported ****	Months Since Last Activity Report ***	Account Balance	Donations for current Fiscal Year	
			Number of times on status quo within last two years	If below 15 members appears					If net loss is greater than 20% appears			If no report in 3 months appears in	When more than one year appears in	Number of repeat terms	Notes the officers that do not have an active	If no report at 12 months appears in red		
140634	Indore Prarthana	01/09/2020	Active	3	0	0	0	0.00%	3		10		4	N	S,M,VP,SC	7	\$25.16	
122794	Indore Pride	07/22/2014	Active	7	0	4	-4	-36.36%	11	4	4			N	S,T,M,VP,SC	4		
140622	Indore Progressive	01/09/2020	Active	3	0	0	0	0.00%	3		12		2		M,VP,SC	7		
141452	Indore Radhika	05/15/2020	Active	4	0	0	0	0.00%	4		12		6	R	S,T,M,VP,SC	7		
149868	Indore Raj	02/17/2022	Active	5	0	0	0	0.00%	15		10		4	R	S,T,M,VP,SC	6		
149869	Indore Rajwada	02/17/2022	Active	5	0	0	0	0.00%	15		10		4		T,M,VP,SC	6		
106255	INDORE RATNAPURI	08/13/2009	Active	4	0	0	0	0.00%	4		12	1	None		P,S,T,M,VP SC	8		
141450	Indore Riddhi	05/15/2020	Active	4	0	0	0	0.00%	4		12		6	R	T,M,VP,SC	7		
141451	Indore Riya	05/15/2020	Active	4	0	0	0	0.00%	4		12		6	R	T,M,VP,SC	2		
111679	INDORE ROYALS	07/21/2011	Active	22	0	0	0	0.00%	22		13				M,VP,SC	2		
141447	Indore Ruchi	05/15/2020	Active	4	0	0	0	0.00%	4		12		6	R	S,T,M,VP,SC	17		
57146	INDORE SAHYOG	06/28/1995	Active	17	2	1	1	6.25%	21	1	4			N	T,M,SC	9		
108498	INDORE SAMPURNA	05/27/2010	Active	26	6	0	6	30.00%	20		1				M,VP,SC	0		
Exc Award (06/30/2017, 06/30/2018, 06/30/20																		
117093	INDORE SEVA MAITRI	06/06/2012	Active	9	0	0	0	0.00%	17		10			N	S,T,M,SC	9		
Exc Award (06/30/2022)																		
100258	INDORE SEWA RANJAN	09/20/2007	Active	10	0	0	0	0.00%	10		1		2		M,VP,SC	8		
56484	INDORE SHAHAR	01/30/1995	Active	11	0	0	0	0.00%	11		1		2	N		6		
132372	Indore Shashwat	02/01/2018	Active	23	3	2	1	4.55%	24	1	4			R		2		
Exc Award (06/30/2020, 06/30/2022, 06/30/20																		
132574	Indore Shatabdi	03/07/2018	Cancelled(8*)	0	0	12	-12	-100.00%	12	8	4	1	None		P,S,T,M,VP SC	8	90+ Days	
141449	Indore Sheela	05/18/2020	Active	4	0	0	0	0.00%	4		12		6	R	S,T,M,VP,SC	2		
141388	Indore Sheetal	05/15/2020	Active	4	0	0	0	0.00%	4		12		4	R	S,T,M,SC	8		
141387	Indore Shikha	05/15/2020	Active	4	0	0	0	0.00%	4		12		4	N	S,T,M,VP,SC	6		
140635	Indore Shiwaya	01/09/2020	Active	2	0	0	0	0.00%	2		12		3	N	T,M,VP,SC	6		
140636	Indore Shrashti	01/09/2020	Active	2	0	0	0	0.00%	2		12		3	N	S,M,VP,SC	7		



# Club Health Assessment for District 3233G1 through April 2025

			Status	Membership							Reports					Finance	LCIF
Club Number	Club Name	Charter Date		Current Member Count	YTD Members Added	YTD Members Dropped	YTD Net Growth	YTD Net Growth%	Member Count 12 Months Ago	Avg. length of service for dropped members	Months Since Last MMR ***	Yrs. Since Last Officer Report	President Rotation	Vice President Reported ****	Months Since Last Activity Report ***	Account Balance	Donations for current Fiscal Year
			Number of times on status quo within last two years	If below 15 members appears				If net loss is greater than 20% appears			If no report in 3 months appears in	When more than one year appears in	Number of repeat terms	Notes the officers that do not have an active	If no report at 12 months red		
141384	Indore Siddhi	05/15/2020	Active	4	0	0	0	0.00%	4		12		3	N	T,M,VP,SC	8	
149870	Indore Silicon City	02/17/2022	Active	5	0	0	0	0.00%	15		10		4		S,T,M,VP,SC	6	
141371	Indore Silver	05/15/2020	Active	5	0	0	0	0.00%	5		12		3	R	T,M,VP,SC	7	
141382	Indore Simran	05/15/2020	Active	4	0	0	0	0.00%	4		12		4	R	T,M,VP,SC	2	
141443	Indore Sky	05/15/2020	Active	4	0	0	0	0.00%	4		12		6	R	T,M,VP,SC	7	
148374	Indore Social	10/25/2021	Active	3	1	0	1	50.00%	6		1				T,M,VP,SC	5	
140833	Indore Sun Shine	02/12/2020	Active(1)	16	16	19	-3	-15.79%	18	3	2		2		M,VP,SC	0	
Exc Award (06/30/2020, 06/30/2022)																	
140637	Indore Sunrise	01/09/2020	Active	2	0	0	0	0.00%	2		12		3	N	M,SC	6	
149871	Indore Super Corridor	02/17/2022	Active	5	0	0	0	0.00%	15		10		4	R	S,T,M,VP,SC	6	
141348	Indore Supreme	05/15/2020	Active	2	1	1	0	0.00%	2	4	4		3		S,T,M,VP,SC	2	
149872	Indore Swarna City	02/17/2022	Active	5	0	0	0	0.00%	15		10		4	R	T,M,VP,SC	6	
141349	Indore Swastik	05/19/2020	Active	2	0	0	0	0.00%	2		1		2		T,M,VP,SC	9	
141448	Indore Swati	05/15/2020	Active	4	0	0	0	0.00%	4		12		6	R	S,T,M,VP,SC	8	
140397	Indore Tapasya	12/26/2019	Active	2	0	0	0	0.00%	2		12		3	N	S,M,VP,SC	5	
135794	Indore Triveni	07/30/2018	Active	22	0	0	0	0.00%	24		8				M,VP,SC	3	\$187.13
Exc Award (06/30/2020, 06/30/2022, 06/30/20)																	
141050	Indore Udan	02/28/2020	Active	10	1	1	0	0.00%	10	4	4			N	M,SC	0	
58838	INDORE UNIQUE	11/06/1996	Active	58	5	0	5	9.43%	50		2			N	T,M,VP,SC	5	\$461.21
Exc Award (06/30/2018, 06/30/2022, 06/30/20)																	
115716	INDORE UNIQUE IIT CAMPUS	12/15/2011	Active	5	0	0	0	0.00%	5		9		2		T,M,VP,SC	5	
140685	Indore Upasana	02/17/2020	Active	2	0	0	0	0.00%	2		12		4	IP	S,T,M,SC	7	
125515	Indore Urja	08/12/2015	Active	17	4	0	4	30.77%	17		9			N	SC	9	
Exc Award (06/30/2017, 06/30/2022, 06/30/20)																	
141381	Indore Vandna	05/19/2020	Active	4	0	0	0	0.00%	4		12		4	R	T,M,VP,SC	2	
141445	Indore Vidhi	05/15/2020	Active	4	0	0	0	0.00%	4		12		6	R	S,T,M,VP,SC	5	



# Club Health Assessment for District 3233G1 through April 2025

			Status	Membership							Reports					Finance	LCIF	
Club Number	Club Name	Charter Date		Current Member Count	YTD Members Added	YTD Members Dropped	YTD Net Growth	YTD Net Growth%	Member Count 12 Months Ago	Avg. length of service for dropped members	Months Since Last MMR ***	Yrs. Since Last Officer Report	President Rotation	Vice President Reported ****	Months Since Last Activity Report ***	Account Balance	Donations for current Fiscal Year	
			Number of times on status quo within last two years	If below 15 members appears					If net loss is greater than 20% appears			If no report in 3 months appears in	When more than one year appears in	Number of repeat terms	Notes the officers that do not have an active	If no report at 12 months appears in red		
141350	Indore Vidhya Shree	05/15/2020	Active	2	0	0	0	0.00%	2		12		4	T,M,VP,SC	5			
36356	INDORE WEST	12/05/1978	Active	20	4	1	3	17.65%	19	17	7			N	M,SC	5		
141444	Indore Yash	05/15/2020	Active	4	0	0	0	0.00%	4		0		6	R	T,M,VP,SC	5		
26310	JAORA	01/10/1972	Active	128	6	4	2	1.59%	126	32	0				P,T,M,VP,SC	0	\$3,761.60	
Exc Award (06/30/2020)																		
97481	JAORA ACTIVE	06/30/2006	Active	15	3	0	3	25.00%	6		1			N	M,VP	6		
Exc Award (06/30/2020)																		
123839	Jaora Ojas	01/05/2015	Active	21	0	0	0	0.00%	23		9			N	P,M,VP	0		
Exc Award (06/30/2020)																		
141328	Jaora Sphatik	05/20/2020	Active	19	8	0	8	72.73%	19		1				M,VP,SC	7		
Exc Award (06/30/2021)																		
26315	KHANDWA	04/29/1964	Active	79	9	3	6	8.22%	76	3	1			R	M,SC	0	\$1,689.12	
Exc Award (06/30/2018, 06/30/2020, 06/30/2024)																		
153834	Khandwa Anand	03/14/2023	Active	25	0	0	0	0.00%	29		4			N	SC	4		
140606	Khandwa Ojas	12/27/2019	Active(1)	10	3	1	2	25.00%	13	1	0		2	N		3		
Exc Award (06/30/2024)																		
40570	KHARGONE CITY	11/11/1981	Active	15	0	1	-1	-6.25%	19	2	1			N	T	6		
148297	Khargone Nimad	09/16/2021	Active	22	0	0	0	0.00%	30		10			R	S	6		
95644	KUKSHI	02/15/2006	Active	4	2	0	2	100.00%	6		0				VP	6		
141420	Maheshwar Devi Ahilya	05/15/2020	Active(1)	11	4	4	0	0.00%	11	5	4			R		0	90+ Days	
Exc Award (06/30/2023, 06/30/2024)																		
40712	MAKSI	12/08/1981	Active	29	3	0	3	11.54%	32		6		2	N	M	4	\$59.90	
Exc Award (06/30/2022)																		
35653	MANAWAR	05/11/1978	Active	14	0	0	0	0.00%	14		15	1	None		P,S,T,M,VP	7		
26326	MHOW	11/08/1964	Active	63	1	0	1	1.61%	70		0			N	SC	0		
Exc Award (06/30/2020, 06/30/2023)															M,SC			
26327	MUNDI	08/23/1973	Active	19	0	2	-2	-9.52%	21	7	1				M,VP,SC	6		
Exc Award (06/30/2020)																		



# Club Health Assessment for District 3233G1 through April 2025

			Status	Membership							Reports					Finance		LCIF
Club Number	Club Name	Charter Date		Current Member Count	YTD Members Added	YTD Members Dropped	YTD Net Growth	YTD Net Growth%	Member Count 12 Months Ago	Avg. length of service for dropped members	Months Since Last MMR ***	Yrs. Since Last Officer Report	President Rotation	Vice President Reported ****	Months Since Last Activity Report ***	Account Balance	Donations for current Fiscal Year	
			Number of times on status quo within last two years	If below 15 members appears				If net loss is greater than 20% appears			If no report in 3 months appears in	When more than one year appears in	Number of repeat terms	Notes the officers that do not have an active	If no report at 12 months red			
54419	NAGDA DHAR	05/03/1993	Active	13	0	0	0	0.00%	13		12		7	M,VP,SC	5			
59148	PETLAWAD CENTRAL	02/21/1997	Active	21	4	0	4	23.53%	18		4			N	T,M,SC	4		
147982	Petlawad Greater	08/19/2021	Active	30	1	7	-6	-16.67%	37	3	3			N		0		
57134	RAJPUR	06/28/1995	Active	12	0	0	0	0.00%	12		12			R	M	5		
	Exc Award (06/30/2020)																	
26335	RATLAM	09/16/1959	Active	40	2	1	1	2.56%	39	1	4			R		0	\$150.01	
	Exc Award (06/30/2020)																	
143396	Ratlam Abhima	12/04/2020	Active	20	1	2	-1	-4.76%	28	4	4				M,VP,SC	0		
	Exc Award (06/30/2022)																	
107680	RATLAM ACTIVE	03/01/2010	Active	62	19	5	14	29.17%	54	13	0			N	T,SC	1	\$2,799.64	
	Exc Award (06/30/2016, 06/30/2017, 06/30/2018)																	
55774	RATLAM CLASSIC	05/31/1994	Active	35	1	1	0	0.00%	36	2	1			R		0	\$2,018.57	
	Exc Award (06/30/2020, 06/30/2023)																	
140138	Ratlam Gold	10/30/2019	Active	35	5	2	3	9.38%	32	2	0			N	SC	0	\$826.59	
	Exc Award (06/30/2020, 06/30/2021, 06/30/2022)																	
130001	Ratlam Greater	02/06/2017	Active	38	1	0	1	2.70%	37		3			N		6	\$1,050.30	
	Exc Award (06/30/2021, 06/30/2022, 06/30/2023)																	
100327	RATLAM SAMARPAN	10/04/2007	Active	53	6	4	2	3.92%	51	6	0			N		0	\$2,006.59	
	Exc Award (06/30/2017, 06/30/2018, 06/30/2019)																	
45240	SAILANA	06/06/1985	Active	6	0	0	0	0.00%	6		12		2		M,VP,SC	5		
	Exc Award (06/30/2020)																	
47037	SANAWAD CITY	03/10/1987	Active	20	2	0	2	11.11%	24		9			N	VP,SC	8		
139300	Sanawad Sneh	10/25/2019	Active	17	3	0	3	21.43%	17		1		2	N	S,T,M,VP,SC	6	\$23.96	
139136	Sanwer	11/04/2019	Active	2	0	0	0	0.00%	2		12		4		T,M,VP,SC	7		
148613	Sardarpur	10/29/2021	Cancelled(8*)	0	0	9	-9	-100.00%	15	3	4		None		P,S,T,M,VP SC	8	90+ Days	
26340	SENDHWA	01/21/1974	Active	48	3	3	0	0.00%	48	30	9			R	P,T,M,SC	3	\$2,000.60	
	Exc Award (06/30/2022, 06/30/2023)																	
140185	Shajapur Triveni	11/04/2019	Active	10	0	0	0	0.00%	10		1				S,T,M,VP,SC	1		



## Club Health Assessment for District 3233G1 through April 2025

Club Number	Club Name	Charter Date	Status	Membership							Reports					Finance	LCIF
				Current Member Count	YTD Members Added	YTD Members Dropped	YTD Net Growth	YTD Net Growth%	Member Count 12 Months Ago	Avg. length of service members	Months Since Last MMR ***	Yrs. Since Last Officer Report	President Rotation	Vice President Reported ****	Months Since Last Activity Report ***	Account Balance	Donations for current Fiscal Year
			Number of times on status quo within last two years	If below 15 members appears				If net loss is greater than 20% appears			If no report in 3 months appears	When more than one year appears in	Number of repeat terms	Notes the officers that do not have an active	If no report at 12 months appears in red		
38741	THANDALA	06/18/1980	Active	14	0	1	-1	-6.67%	15	17	9			M,VP,SC	8		
99791	TIRLA	06/28/2007	Active	8	0	0	0	0.00%	8		12		3	R	T,M,VP,SC	7	
129623	TIRLA ACTIVE	12/16/2016	Active	11	0	2	-2	-15.38%	12	4	6			N	S,M	7	

Clubs Cancelled Previous Fiscal Year – Clubs Cancelled within last 12 months may be reinstated

Club Number	Club Name	Charter Date	Current Status*	Cancellation Date
147970	Indore Prerna	08/23/2021	Cancelled(8*)	02/29/2024
147971	Indore Saptraag	08/23/2021	Cancelled(8*)	02/29/2024
148310	Indore Stuti	09/27/2021	Cancelled(8*)	12/29/2023
147972	Indore Sur Saptak	08/26/2021	Cancelled(8*)	02/29/2024
131820	Indore Tejasvini	07/12/2017	Cancelled(8*)	12/29/2023

Current Total Clubs Count	YTD New Clubs Count	YTD Cancelled Clubs Count	YTD Net Club Gain	Current Total Members Count	YTD Add	YTD Drop	YTD Net Growth	YTD Net Growth %	Member Count 12 Months Ago	Average Member Count Per Club	% of Clubs with less than 20 members	% No MMR in 3 Months	% No Officer Report in 12 Months	% of Clubs with balance 90+ days	Number of Clubs in Status Quo	% Status Quo Clubs in Financial Suspension	Number of Cancelled Clubs	Average Cancelled Club Age	Members Lost Due to Cancellation	% of Clubs Cancelled for Non-Financial Reasons
204	9	6	3	3,406	514	431	83	2.50%	3,766	17	72%	70%	3%	2%	0	0%	6	8	183	-83%

\* - P - Priority Club. Cancellation Reasons: 1-Objectives/conduct, 2-Non-active club, 5-Non-existing club, 6-Disbanding, 7-Merger, 8-Financial Suspension, 9-District/Multiple District Dues.

\*\* - Abbreviation: P-President, S-Secretary, T-Treasurer, M-Member Chairperson, VP-First Vice President, MC-Communications Chairperson, SC-Service Chairperson

\*\*\* - Abbreviation: N/R - Never reported using the Lions Clubs website, N/A - Not applicable, No password registered for the Lions Clubs website.

\*\*\*\* - Abbreviation: N - New, IP - Immediate Past, R - Repeat.





# Club Health Assessment for District 3233G2 through April 2025

			Status	Membership							Reports					Finance	LCIF
Club Number	Club Name	Charter Date		Current Member Count	YTD Members Added	YTD Members Dropped	YTD Net Growth	YTD Net Growth%	Member Count 12 Months Ago	Avg. length of service for dropped members	Months Since Last MMR ***	Yrs. Since Last Officer Report	President Rotation	Vice President Reported ****	Months Since Last Activity Report ***	Account Balance	Donations for current Fiscal Year
			Number of times on status quo within last two years	If below 15 members appears	If net loss is greater than 20% appears					If no report in 3 months appears in	When more than one year appears in	Number of repeat terms	Notes the officers that do not have an active		If no report at 12 months appears in red		
Clubs less than two years old																	
154158	Amla Sarthak	05/08/2023	Active(1)	9	0	7	-7	-43.75%	16	2	1			M,VP,SC	6	90+ Days	
173848	Bareli Sadguru	07/19/2024	Active(1)	20	20	0	20	100.00%	0		3		N	M,SC	6		
157759	Betul Amigos	03/26/2024	Active(1)	16	1	5	-4	-20.00%	20	4	0		2	N	M	6	
177527	Bhopal Gold Fiza	10/07/2024	Active	20	20	0	20	100.00%	0		3		N	VP,SC	4		
157091	Bhopal Gramin	01/02/2024	Cancelled(8*)	0	0	20	-20	-100.00%	20	1	14		None	P,S,T,M,VP SC	8	90+ Days	
180807	Bhopal Samaraddhi	02/27/2025	Newly Chartered	20	20	0	20	100.00%	0		2			VP,SC	1		
154303	Bhopal United	05/08/2023	Active	24	1	1	0	0.00%	24	31	0		3	N	T	0	
Exc Award (06/30/2023, 06/30/2024)																	
157033	Biaora	12/29/2023	Active	24	0	0	0	0.00%	27		10		2	R	M,SC	3	
181779	Gyaraspur	04/10/2025	Newly Chartered	20	20	0	20	100.00%	0		0			N	M,SC	0	
174473	Itarsi Samarpan	07/11/2024	Active	26	26	0	26	100.00%	0		3			N	M,VP,SC	1	
172420	Kurwai Devwati	06/22/2024	Cancelled(8*)	0	0	20	-20	-100.00%	0	1	1		None	P,S,T,M,VP SC	N/R	90+ Days	
157411	Makdone	02/13/2024	Active(1)	15	0	5	-5	-25.00%	20	1	4		2	R	M,SC	4	
173336	Nagda Avighna	07/15/2024	Active	20	20	0	20	100.00%	0		7				M,VP,SC	1	
172421	Nagda Gold	06/22/2024	Active	20	0	0	0	0.00%	0		7		None	P,S,T,M,VP SC	N/R		
173862	Narsinghgarh	07/19/2024	Active	20	20	0	20	100.00%	0		0			N	M,VP,SC	7	
157726	Seoni Malwa Youth	04/10/2024	Active(1)	13	15	22	-7	-35.00%	20	1	3		3	R		N/R	
157181	Ujjain Anand	02/02/2024	Active(1)	4	0	0	0	0.00%	20		10		None	P,S,T,M,VP SC	7		
177689	Ujjain Anuraag	09/30/2024	Active	14	20	6	14	100.00%	0	1	4			N	M,VP,SC	0	90+ Days
181714	Ujjain Mahalok	04/08/2025	Newly Chartered	20	20	0	20	100.00%	0		0			N	M,SC	0	
157186	Ujjain Shivaay	01/22/2024	Active	14	0	2	-2	-12.50%	28	1	4		2	N		0	
157023	Ujjain Shreyans	12/30/2023	Active	10	0	0	0	0.00%	20		10		2	N	M,VP,SC	9	
174311	Vidisha Vasundhara	07/15/2024	Active	21	21	0	21	100.00%	0		7			N	M,VP,SC	1	\$527.10






# Club Health Assessment for District 3233G2 through April 2025

			Status	Membership							Reports					Finance	LCIF
Club Number	Club Name	Charter Date		Current Member Count	YTD Members Added	YTD Members Dropped	YTD Net Growth	YTD Net Growth%	Member Count 12 Months Ago	Avg. length of service for dropped members	Months Since Last MMR ***	Yrs. Since Last Officer Report	President Rotation	Vice President Reported ****	Months Since Last Activity Report ***	Account Balance	Donations for current Fiscal Year
			Number of times on status quo within last two years	If below 15 members appears				If net loss is greater than 20% appears			If no report in 3 months appears in	When more than one year appears in	Number of repeat terms	Notes the officers that do not have an active	If no report at 12 months appears in red		
Clubs more than two years old																	
132085	Agar Shatabdi	07/10/2017	Active	9	0	1	-1	-10.00%	8	3	8			N	P,M,SC	9	
Exc Award (06/30/2020)																	
129870	Anandpur Sadguru	01/23/2017	Active	36	2	0	2	5.88%	36		2			R	M,VP	0	\$1,826.89
Exc Award (06/30/2020, 06/30/2021)																	
84911	BABAI	02/24/2005	Active	19	0	0	0	0.00%	20		10				M,VP,SC	8	
Exc Award (06/30/2017, 06/30/2020, 06/30/2021)																	
50230	BAIRAGARH GREATER	02/22/1990	Active	10	0	0	0	0.00%	10		17		None	R	P,M,SC	3	
56961	BARELI	05/22/1995	Active	23	3	3	0	0.00%	30	10	4		2	N	P,M,SC	5	\$1,000.29
Exc Award (06/30/2017, 06/30/2018, 06/30/2021)																	
98676	BERASIA	02/27/2007	Active	7	0	0	0	0.00%	6		10				VP,SC	3	
Exc Award (06/30/2017, 06/30/2018)																	
39590	BETUL CITY	03/09/1981	Active	65	7	0	7	12.07%	66		7			N	P,M,SC	2	\$3,355.96
Exc Award (06/30/2017, 06/30/2019, 06/30/2021)																	
140218	Betul Mahak	12/03/2019	Active	18	0	1	-1	-5.26%	20	2	9			N		9	
Exc Award (06/30/2020, 06/30/2023)																	
26289	BHOPAL	12/19/1959	Active	67	24	11	13	24.07%	55	12	0			N	VP,SC	1	\$1,539.37
Exc Award (06/30/2017, 06/30/2018, 06/30/2021)																	
142412	Bhopal Aman	08/10/2020	Active	9	2	0	2	28.57%	7		7			N	M,VP,SC	2	\$150.03
122097	Bhopal Anand Campus	05/09/2014	Active	2	0	1	-1	-33.33%	3	4	5		2		S,M,VP,SC	3	
Exc Award (06/30/2018, 06/30/2020)																	
147714	Bhopal Anant	07/29/2021	Active	17	5	0	5	41.67%	12		3			N	M	0	\$51.52
Exc Award (06/30/2024)																	
39478	BHOPAL BHEL	02/19/1981	Active	37	0	0	0	0.00%	40		9		2	N	M,VP,SC	9	
Exc Award (06/30/2016, 06/30/2017, 06/30/2021)																	
64394	BHOPAL CENTURY	06/18/2001	Active	11	0	1	-1	-8.33%	16	7	3			N	S,M,VP,SC	0	
Exc Award (06/30/2017, 06/30/2018, 06/30/2021)																	
56205	BHOPAL CLASSIC	10/31/1994	Active	48	3	7	-4	-7.69%	52	7	4			N	M,SC	0	
Exc Award (06/30/2016, 06/30/2017, 06/30/2021)																	



## Club Health Assessment for District 3233G2 through April 2025

			Status	Membership							Reports					Finance	LCIF
Club Number	Club Name	Charter Date		Current Member Count	YTD Members Added	YTD Members Dropped	YTD Net Growth	YTD Net Growth%	Member Count 12 Months Ago	Avg. length of service for dropped members	Months Since Last MMR ***	Yrs. Since Last Officer Report	President Rotation	Vice President Reported ****	Months Since Last Activity Report ***	Account Balance	Donations for current Fiscal Year
			Number of times on status quo within last two years	If below 15 members appears				If net loss is greater than 20% appears			If no report in 3 months appears in	When more than one year appears in	Number of repeat terms	Notes the officers that do not have an active	If no report at 12 months appears in red		
54428	BHOPAL COUPLE	05/05/1993	Active	22	0	4	-4	-15.38%	32	10	4			N M	1		
	Exc Award (06/30/2017, 06/30/2018, 06/30/20																
125433	Bhopal Elite	08/21/2015	Active	24	2	6	-4	-14.29%	25	6	4			P,M,VP,SC	5		
	Exc Award (06/30/2017, 06/30/2018, 06/30/20																
82712	BHOPAL FRIENDS	06/30/2004	Active	26	6	0	6	30.00%	24		2			N T,VP	1		\$533.09
	Exc Award (06/30/2017, 06/30/2018, 06/30/20																
89138	BHOPAL GLORIOUS	08/24/2005	Active	34	7	0	7	25.93%	26		2			N SC	0		\$453.17
	Exc Award (06/30/2017, 06/30/2019, 06/30/20																
149537	Bhopal Harmony	02/03/2022	Active	10	0	0	0	0.00%	10		18			IP P,S,T,M,SC	7		
37290	BHOPAL HILLTOP-IDGAH	06/20/1979	Active	10	0	0	0	0.00%	10		15		3	T,M,VP,SC	8		
	Exc Award (06/30/2018)																
107154	BHOPAL KARMA	12/28/2009	Active	33	8	0	8	32.00%	28		0			N	0		\$1,581.30
	Exc Award (06/30/2017, 06/30/2018, 06/30/20																
52069	BHOPAL LAKE CITY	10/04/1991	Active	23	1	7	-6	-20.69%	25	10	7			N VP	6		\$527.10
	Exc Award (06/30/2017, 06/30/2018, 06/30/20																
56888	BHOPAL MAJESTIC	04/24/1995	Active	30	3	10	-7	-18.92%	39	5	2		2	N M,SC	1		\$239.88
	Exc Award (06/30/2017, 06/30/2018, 06/30/20																
138538	Bhopal Mannat	06/17/2019	Active	10	0	2	-2	-16.67%	10	4	4			N P,M,VP,SC	6		
	Exc Award (06/30/2020)																
137318	Bhopal Medicos	01/24/2019	Active	6	0	0	0	0.00%	6		16		7	R M,SC	3		
127681	Bhopal New Lake City	06/16/2016	Active	26	10	0	10	62.50%	17		9			N T	0		\$7,300.90
	Exc Award (06/30/2017, 06/30/2018, 06/30/20																
57773	BHOPAL NORTH	01/17/1996	Active(1)	26	4	1	3	13.04%	19	28	0			R P,T,M,VP,SC	4		\$999.54
	Exc Award (06/30/2017, 06/30/2019, 06/30/20																
125998	Bhopal Pearl	10/30/2015	Active	11	1	6	-5	-31.25%	22	7	1			N M,SC	1		
	Exc Award (06/30/2016, 06/30/2017, 06/30/20																
56305	BHOPAL PRATAP	12/05/1994	Active	42	1	0	1	2.44%	39		4			N VP	0		
	Exc Award (06/30/2016, 06/30/2017, 06/30/20																
58155	BHOPAL ROYAL	04/11/1996	Active	32	7	16	-9	-21.95%	46	10	0			N VP	0		



# Club Health Assessment for District 3233G2 through April 2025

			Status	Membership							Reports					Finance		LCIF
Club Number	Club Name	Charter Date		Current Member Count	YTD Members Added	YTD Members Dropped	YTD Net Growth	YTD Net Growth%	Member Count 12 Months Ago	Avg. length of service for dropped members	Months Since Last MMR ***	Yrs. Since Last Officer Report	President Rotation	Vice President Reported ****	Months Since Last Activity Report ***	Account Balance	Donations for current Fiscal Year	
			Number of times on status quo within last two years	If below 15 members appears				If net loss is greater than 20% appears			If no report in 3 months appears in	When more than one year appears in	Number of repeat terms	Notes the officers that do not have an active	If no report at 12 months appears in red			
Exc Award (06/30/2017, 06/30/2018, 06/30/2020)	112175 BHOPAL SANSKAR	09/07/2011	Active	26	7	7	0	0.00%	29	1	3			N P,T,SC	3		\$246.78	
Exc Award (06/30/2016, 06/30/2017, 06/30/2020)	148185 Bhopal Sarovar	09/06/2021	Active	24	6	14	-8	-25.00%	32	2	0			N M,SC	0		\$1,257.27	
Exc Award (06/30/2023)	151600 Bhopal Sarvodaya	07/19/2022	Active	18	2	2	0	0.00%	17	2	2			N S,T,VP	3		\$1,050.30	
Exc Award (06/30/2023)	128241 Bhopal Smart City	07/11/2016	Active	34	5	2	3	9.68%	32	17	0			N M,SC	0			
Exc Award (06/30/2017, 06/30/2018, 06/30/2020)	36632 BHOPAL SOUTH	02/14/1979	Active	50	11	4	7	16.28%	38	3	0			R VP	0		\$1,587.29	
Exc Award (06/30/2016, 06/30/2017, 06/30/2020)	141656 Bhopal Wing	06/16/2020	Active	19	5	0	5	35.71%	14		2			N	0		\$479.18	
Exc Award (06/30/2020)	120257 Bhopal Young Campus	09/04/2013	Active	3	0	0	0	0.00%	13		9		2	M,VP,SC	8			
Exc Award (06/30/2020)	118907 BHOURA CAMPUS	03/12/2013	Active	15	0	3	-3	-16.67%	18	7	4		2	N M,SC	9			
Exc Award (06/30/2017, 06/30/2020, 06/30/2020)	130028 Ganj Basoda	02/01/2017	Active(2)	11	0	4	-4	-26.67%	15	3	4			N M,SC	9			
Exc Award (06/30/2018, 06/30/2020, 06/30/2020)	119471 HARDA AMBER	05/31/2013	Active	19	0	0	0	0.00%	19		12	1	None	P,S,T,M,VP SC	7			
Exc Award (06/30/2017, 06/30/2018, 06/30/2020)	66703 HARDA CITY	10/04/2002	Active	37	0	0	0	0.00%	37		10			N	0			
Exc Award (06/30/2017, 06/30/2020, 06/30/2020)	57130 HOSHANGABAD	06/28/1995	Active	30	1	0	1	3.45%	29		7			N	1		\$3,007.54	
Exc Award (06/30/2017, 06/30/2018, 06/30/2020)	134545 Hoshangabad Ayush	05/02/2018	Active	32	11	4	7	28.00%	25	6	2			N	5			
Exc Award (06/30/2023, 06/30/2024)	107322 ITARSI COUPLE	01/22/2010	Active	17	0	0	0	0.00%	17		8			M,VP,SC	2			
Exc Award (06/30/2017, 06/30/2018, 06/30/2020)	67007 ITARSI FRIENDS	12/30/2002	Active	38	2	0	2	5.56%	36		2			N	4		\$520.58	



# Club Health Assessment for District 3233G2 through April 2025

			Status	Membership							Reports					Finance		LCIF
Club Number	Club Name	Charter Date		Current Member Count	YTD Members Added	YTD Members Dropped	YTD Net Growth	YTD Net Growth%	Member Count 12 Months Ago	Avg. length of service for dropped members	Months Since Last MMR ***	Yrs. Since Last Officer Report	President Rotation	Vice President Reported ****	Months Since Last Activity Report ***	Account Balance	Donations for current Fiscal Year	
			Number of times on status quo within last two years	If below 15 members appears				If net loss is greater than 20% appears			If no report in 3 months appears in	When more than one year appears in	Number of repeat terms	Notes the officers that do not have an active	If no report at 12 months appears in red			
Exc Award (06/30/2017, 06/30/2018, 06/30/2019)			Active	7	1	2	-1	-12.50%	13	3	7			N	0			
137125	Itarsi Maitri	01/03/2019		29	2	0	2	7.41%	27		2			N	M,SC			0
Exc Award (06/30/2023)			Active	23	6	27	-21	-47.73%	46	7	4			N	5			
137407	Itarsi Pankh	02/20/2019		31720	9	0	0	0	0.00%	11	10		3	N	SC			7
Exc Award (06/30/2020, 06/30/2021, 06/30/2022)			Active(1)	6	0	0	0	0.00%	6		12		3	R	M,SC	19		
125385	Itarsi Sudarshan	07/28/2015		56662	17	0	1	-1	-5.56%	16	6	6		N	P,M,VP,SC	3		
Exc Award (06/30/2017, 06/30/2019, 06/30/2020)			Active(2)	28	28	28	0	0.00%	28	3	0			IP	S,T,M,SC	1		
31720	KHACHRAUD	02/12/1976		58898	19	0	0	0	0.00%	28		0		N	VP,SC	1		
Exc Award (06/30/2016, 06/30/2017, 06/30/2018)			Active	39	1	9	-8	-17.02%	56	7	0			N	SC	1		\$479.18
149517	Mahidpur City	02/09/2022		56608	28	2	0	2	7.69%	22		0		N	S,SC	0		
Exc Award (06/30/2017, 06/30/2018, 06/30/2019)			Active	15	15	15	0	0.00%	15	3	2		4		T,M,VP,SC	5	90+ Days	
58898	MULTAI TAPTI NAGARI	12/02/1996		56716	22	1	3	-2	-8.33%	23	4	0		N	M,VP,SC	1		
Exc Award (06/30/2016, 06/30/2017, 06/30/2018)			Active	14	0	1	-1	-6.67%	15	3	5			N	M,SC	1		
31897	NAGDA	03/22/1976		60760	41	9	1	8	24.24%	32	3	3		N	VP,SC	4		
Exc Award (06/30/2017, 06/30/2018, 06/30/2019)			Active	22	3	0	3	15.79%	19		3			N	S,T,VP	4		\$527.10
56608	NAGDA GREATER	03/06/1995		35870	33	2	3	-1	-2.94%	38	24	4		2	N	VP,SC		
Exc Award (06/30/2016, 06/30/2018, 06/30/2020)			Active(1)															
149674	Nagda Janmajay	01/31/2022																
Exc Award (06/30/2016, 06/30/2017, 06/30/2018)			Active(2)															
56716	PACHORE	03/28/1995																
Exc Award (06/30/2016, 06/30/2017, 06/30/2021)			Active															
145759	Pachore Udaan	03/31/2021																
Exc Award (06/30/2016, 06/30/2017, 06/30/2018)			Active															
60760	PIPARIA CITY	05/11/1998																
Exc Award (06/30/2016, 06/30/2017, 06/30/2020)			Active(1)															
128347	Pipariya Narmada	07/22/2016																
Exc Award (06/30/2020)			Active															
35870	SAGAR	06/13/1978																



# Club Health Assessment for District 3233G2 through April 2025

			Status	Membership							Reports					Finance		LCIF			
Club Number	Club Name	Charter Date		Current Member Count	YTD Members Added	YTD Members Dropped	YTD Net Growth	YTD Net Growth%	Member Count 12 Months Ago	Avg. length of service for dropped members	Months Since Last MMR ***	Yrs. Since Last Officer Report	President Rotation	Vice President Reported ****	Months Since Last Activity Report ***	Account Balance	Donations for current Fiscal Year				
			Number of times on status quo within last two years	If below 15 members appears					If net loss is greater than 20% appears						If no report in 3 months appears in	When more than one year appears in	Number of repeat terms	Notes the officers that do not have an active	If no report at 12 months appears in red		
Exc Award (06/30/2018, 06/30/2021, 06/30/2022)																					
109984	SAGAR DIAMOND	12/28/2010	Active	15	0	0	0	0.00%	15		6			N	M,VP	1					
Exc Award (06/30/2017, 06/30/2018, 06/30/2022)																					
61861	SAGAR JHEEL	04/29/1999	Cancelled(8*)	0	1	7	-6	-100.00%	16	19	7		None		P,S,T,M,VP SC	15	90+ Days				
Exc Award (06/30/2017, 06/30/2020, 06/30/2022)																					
119293	SANCHI	05/08/2013	Active(1)	5	2	0	2	66.67%	3		7		11		S,M,VP,SC	6					
40065	SARANGPUR	06/04/1981	Active(1)	26	0	0	0	0.00%	26		8			R	SC	0					
Exc Award (06/30/2017, 06/30/2020)																					
118686	SARNI SATPUDA	01/31/2013	Active(2)	3	0	0	0	0.00%	3		17				S,VP,SC	4					
141363	Sehore Siddhpur	06/02/2020	Active(1)	10	10	11	-1	-9.09%	12	4	1		2		M,VP,SC	5					
117502	SHAMSHABAD	08/01/2012	Active(1)	22	0	0	0	0.00%	22		7			R	M,VP,SC	7		\$50.01			
Exc Award (06/30/2017, 06/30/2018)																					
150542	Silvani Prince	05/02/2022	Active	8	0	4	-4	-33.33%	12	2	8		4		T,M,VP,SC	7					
39479	TARANA	02/25/1981	Active	42	0	0	0	0.00%	39		7			N	M,VP,SC	8		\$51.21			
Exc Award (06/30/2018, 06/30/2020)																					
38742	TIKAMGARH	06/23/1980	Active	56	1	5	-4	-6.67%	60	4	3			N	T	0					
Exc Award (06/30/2016, 06/30/2017, 06/30/2022)																					
26346	UJJAIN	12/20/1959	Active	36	11	2	9	33.33%	28	1	1		2	R	SC	0					
Exc Award (06/30/2016, 06/30/2019, 06/30/2022)																					
125961	Ujjain Abhinav Couple	10/23/2015	Active(1)	3	0	3	-3	-50.00%	4	6	1		2		S,T,M,VP,SC	6					
Exc Award (06/30/2017)																					
137599	Ujjain Ananta	03/06/2019	Active(1)	5	0	0	0	0.00%	5		3				S,T,M,VP,SC	7					
97355	UJJAIN ASHOK	06/20/2006	Active(1)	28	0	3	-3	-9.68%	30	11	9			N		5					
Exc Award (06/30/2017, 06/30/2018, 06/30/2022)																					
55778	UJJAIN AWANTIKA	05/31/1994	Active(1)	38	3	1	2	5.56%	35	2	0		2	N	M,VP,SC	8					
Exc Award (06/30/2017, 06/30/2020)																					
78031	UJJAIN CLASSIC	01/05/2004	Active	30	1	0	1	3.45%	29		2			R		0		\$1,024.25			
Exc Award (06/30/2017, 06/30/2018, 06/30/2022)																					



# Club Health Assessment for District 3233G2 through April 2025

			Status	Membership							Reports					Finance		LCIF	
Club Number	Club Name	Charter Date		Current Member Count	YTD Members Added	YTD Members Dropped	YTD Net Growth	YTD Net Growth%	Member Count 12 Months Ago	Avg. length of service for dropped members	Months Since Last MMR ***	Yrs. Since Last Officer Report	President Rotation	Vice President Reported ****	Months Since Last Activity Report ***	Account Balance	Donations for current Fiscal Year		
			Number of times on status quo within last two years	If below 15 members appears					If net loss is greater than 20% appears			If no report in 3 months appears in	When more than one year appears in	Number of repeat terms	Notes the officers that do not have an active	If no report at 12 months appears in red			
132086	Ujjain Couple	07/10/2017	Active(1)	17	0	0	0	0.00%	14		4			N	T,M,SC	2		\$527.10	
Exc Award (06/30/2018, 06/30/2019, 06/30/2020)																			
136627	Ujjain Diamond	11/29/2018	Active	13	1	0	1	8.33%	16		1				T,M,VP,SC	1			
Exc Award (06/30/2020, 06/30/2024)																			
62055	UJJAIN DYNAMIC	06/08/1999	Active(2)	18	0	0	0	0.00%	18		10			N	P,M,SC	6	90+ Days	\$190.00	
Exc Award (06/30/2017, 06/30/2018, 06/30/2020)																			
149751	Ujjain Elite	01/31/2022	Cancelled(8*)	0	0	14	-14	-100.00%	21	2	0		None		P,S,T,M,VP SC	7			
149526	Ujjain Engineers	02/03/2022	Active	19	4	1	3	18.75%	15	2	3			N	M,SC	0			
84440	UJJAIN FRIENDS	11/22/2004	Active	36	3	1	2	5.88%	40	19	0			R		0		\$2,332.42	
Exc Award (06/30/2017, 06/30/2018, 06/30/2020)																			
103553	UJJAIN GOLD	09/05/2008	Active	28	1	7	-6	-17.65%	43	5	0			N	S,M,VP,SC	0			
Exc Award (06/30/2018, 06/30/2020, 06/30/2024)																			
149785	Ujjain Gold City	02/21/2022	Active(1)	7	1	6	-5	-41.67%	5	3	3			N	P,S,T,M,SC	15		\$107.82	
149685	Ujjain Gold New Voices	01/31/2022	Active(2)	1	0	2	-2	-66.67%	8	1	4		None		P,S,T,M,VP SC	3			
141739	Ujjain Gold Queen	06/15/2020	Active	11	0	0	0	0.00%	12		0				S,T,M,VP,SC	7			
Exc Award (06/30/2021)																			
149527	Ujjain Harmony	02/03/2022	Active	3	0	0	0	0.00%	12		10				M,VP,SC	7			
60411	UJJAIN HOLY CITY	02/23/1998	Active	39	1	1	0	0.00%	38	2	8				T,M,VP,SC	7			
Exc Award (06/30/2017, 06/30/2018, 06/30/2020)																			
136376	Ujjain Jagrati	10/23/2018	Active	14	1	0	1	7.69%	13		8			R	M,SC	3			
Exc Award (06/30/2020, 06/30/2022)																			
59124	UJJAIN KSHIPRA	02/13/1997	Active	25	0	0	0	0.00%	27		9			R	M,VP	2			
Exc Award (06/30/2017, 06/30/2018, 06/30/2020)																			
59138	UJJAIN MAHAKAL	02/19/1997	Active	20	3	1	2	11.11%	18	0	9		2	N	VP,SC	0			
Exc Award (06/30/2017, 06/30/2018, 06/30/2020)																			
149646	Ujjain Malwa	01/31/2022	Active(2)	3	0	0	0	0.00%	4		10				T,M,VP,SC	5			
149538	Ujjain New Voices	02/03/2022	Active	13	3	0	3	30.00%	14		2				M,VP,SC	7			
128201	Ujjain Passion	07/07/2016	Active	24	6	5	1	4.35%	23	1	1		3	N	S,M	0			




# Club Health Assessment for District 3233G2 through April 2025

			Status	Membership							Reports					Finance		LCIF
Club Number	Club Name	Charter Date		Current Member Count	YTD Members Added	YTD Members Dropped	YTD Net Growth	YTD Net Growth%	Member Count 12 Months Ago	Avg. length of service for dropped members	Months Since Last MMR ***	Yrs. Since Last Officer Report	President Rotation	Vice President Reported ****	Months Since Last Activity Report ***	Account Balance	Donations for current Fiscal Year	
			Number of times on status quo within last two years	If below 15 members appears				If net loss is greater than 20% appears			If no report in 3 months appears in	When more than one year appears in	Number of repeat terms	Notes the officers that do not have an active	If no report at 12 months appears in red			
Exc Award (06/30/2020, 06/30/2022, 06/30/2025)																		
148660	Ujjain Platinum	10/20/2021	Cancelled(8*)	0	0	9	-9	-100.00%	17	3	4	1	None	P,S,T,M,VP SC	6	90+ Days		
149639	Ujjain Rise	01/31/2022	Active	10	2	0	2	25.00%	8		4			N	M,VP,SC	2	\$739.43	
139370	Ujjain Royal	09/18/2019	Active(2)	2	0	0	0	0.00%	4		10				T,M,VP,SC	5		
Exc Award (06/30/2021)																		
149675	Ujjain Sandipani	01/31/2022	Active	5	1	5	-4	-44.44%	11	2	0				P,S,T,M,VP SC	2		
149528	Ujjain Sanjeevni	02/03/2022	Active	5	0	0	0	0.00%	12		10		4		M,VP,SC	7		
82916	UJJAIN SURBHI	06/29/2004	Active	35	5	3	2	6.06%	33	4	2				P,T,M,VP	0	\$1,751.11	
Exc Award (06/30/2017, 06/30/2018, 06/30/2025)																		
151601	Ujjain Surmandir	07/29/2022	Active	19	5	6	-1	-5.00%	19	2	0			N	SC	2		
Exc Award (06/30/2024)																		
149530	Ujjain Technocrate	02/03/2022	Active	3	0	0	0	0.00%	12		10				M,VP,SC	7		
141706	Ujjain Udaan	06/15/2020	Active	9	1	0	1	12.50%	12		2				T,M,VP,SC	0		
Exc Award (06/30/2022)																		
120365	Ujjain Urja	09/18/2013	Active	14	2	1	1	7.69%	12	3	0			N	SC	1	\$100.00	
Exc Award (06/30/2017, 06/30/2018, 06/30/2025)																		
60410	UJJAIN WING	02/23/1998	Active	29	3	6	-3	-9.38%	31	20	0			N		0		
Exc Award (06/30/2017, 06/30/2018, 06/30/2025)																		
26347	VIDISHA	11/29/1968	Active	27	2	1	1	3.85%	28	2	0			N	S,VP	8		
Exc Award (06/30/2017, 06/30/2019, 06/30/2025)																		
130015	Vidisha Aarya	02/01/2017	Active	25	2	2	0	0.00%	23	1	3			R	M,VP,SC	0	\$50.01	
Exc Award (06/30/2018, 06/30/2019, 06/30/2025)																		
122753	Vidisha Betwa	07/14/2014	Active	23	2	1	1	4.55%	22	3	7			N	M,SC	1	\$762.49	
Exc Award (06/30/2017, 06/30/2018, 06/30/2025)																		
122422	Vidisha Maitry	06/18/2014	Active	16	1	0	1	6.67%	15		3		2	R	M,VP	2	\$1,000.29	
Exc Award (06/30/2017, 06/30/2018, 06/30/2025)																		
142846	Vidisha Prakash	12/22/2020	Active	14	2	0	2	16.67%	13		4			N		2		
Exc Award (06/30/2022, 06/30/2023)																		





## Club Health Assessment for District 3233G2 through April 2025

			Status	Membership							Reports				Finance	LCIF	
Club Number	Club Name	Charter Date		Current Member Count	YTD Members Added	YTD Members Dropped	YTD Net Growth	YTD Net Growth%	Member Count 12 Months Ago	Avg. length of service for dropped members	Months Since Last MMR ***	Yrs. Since Last Officer Report	President Rotation	Vice President Reported ****	Months Since Last Activity Report ***	Account Balance	Donations for current Fiscal Year
			Number of times on status quo within last two years	If below 15 members appears			If net loss is greater than 20% appears				If no report in 3 months appears in	When more than one year appears in	Number of repeat terms	Notes the officers that do not have an active	If no report at 12 months appears in red		
109339	VIDISHA SAMRAT	09/27/2010	Active	36	0	1	-1	-2.70%	36	14	3			N	M,SC	2	\$50.31
	Exc Award (06/30/2017, 06/30/2018, 06/30/2020)																
141094	Vidisha Sanghmitra	06/08/2020	Active	13	5	0	5	62.50%	8		2			N	M,SC	1	
145891	Vidisha Sunrise	04/22/2021	Active	22	9	0	9	69.23%	19		1			N	T,SC	0	\$250.01
	Exc Award (06/30/2022, 06/30/2023)																

Clubs Cancelled Previous Fiscal Year – Clubs Cancelled within last 12 months may be reinstated

Club Number	Club Name	Charter Date	Current Status*	Cancellation Date
140953	Ujjain Pratishtha	02/27/2020	Cancelled(8*)	02/29/2024
108297	UJJAIN SHRADHA	05/07/2010	Cancelled(8*)	01/29/2024
149539	Ujjain Vibrant	02/09/2022	Cancelled(6*)	07/29/2023
149540	Ujjain Youngs	02/09/2022	Cancelled(6*)	07/29/2023

Current Total Clubs Count	YTD New Clubs Count	YTD Cancelled Clubs Count	YTD Net Club Gain	Current Total Members Count	YTD Add	YTD Drop	YTD Net Growth	YTD Net Growth %	Member Count 12 Months Ago	Average Member Count Per Club	% of Clubs with less than 20 members	% No MMR in 3 Months	% No Officer Report in 12 Months	% of Clubs with balance 90+ days	Number of Clubs in Status Quo	% Status Quo Clubs in Financial Suspension	Number of Cancelled Clubs	Average Cancelled Club Age	Members Lost Due to Cancellation	% of Clubs Cancelled for Non-Financial Reasons
132	10	5	5	2,743	535	404	131	5.02%	2,755	21	49%	62%	1%	2%	0	0%	5	11	70	-40%

\* - P - Priority Club. Cancellation Reasons: 1-Objectives/conduct, 2-Non-active club, 5-Non-existing club, 6-Disbanding, 7-Merger, 8-Financial Suspension, 9-District/Multiple District Dues.

\*\* - Abbreviation: P-President, S-Secretary, T-Treasurer, M-Member Chairperson, VP-First Vice President, MC-Communications Chairperson, SC-Service Chairperson

\*\*\* - Abbreviation: N/R - Never reported using the Lions Clubs website, N/A - Not applicable, No password registered for the Lions Clubs website.

\*\*\*\* - Abbreviation: N - New, IP - Immediate Past, R - Repeat.



# Club Health Assessment for District 3234D1 through April 2025

			Status	Membership							Reports					Finance		LCIF
Club Number	Club Name	Charter Date		Current Member Count	YTD Members Added	YTD Members Dropped	YTD Net Growth	YTD Net Growth%	Member Count 12 Months Ago	Avg. length of service for dropped members	Months Since Last MMR ***	Yrs. Since Last Officer Report	President Rotation	Vice President Reported ****	Months Since Last Activity Report ***	Account Balance	Donations for current Fiscal Year	
			Number of times on status quo within last two years	If below 15 members appears					If net loss is greater than 20% appears			If no report in 3 months appears in	When more than one year appears in	Number of repeat terms	Notes the officers that do not have an active	If no report at 12 months appears in red		
Clubs less than two years old																		
157503	Atpadi United	02/27/2024	Active(1)	19	0	5	-5	-20.83%	24	1	4		2	M,VP,SC	N/R	90+ Days		
157366	Chiplun Unity	02/14/2024	Active	30	4	0	4	15.38%	25		2			N SC	0			
155576	Karad Main	08/08/2023	Active	43	1	0	1	2.38%	47		6			N	7			
155816	Karad MIDC	09/28/2023	Active(1)	20	20	20	0	0.00%	20	1	2		2	R	15	90+ Days		
176996	Kodoli	09/24/2024	Active	20	20	0	20	100.00%	0		0			N M	N/R			
179086	Kodoli Warana	11/15/2024	Active	20	20	0	20	100.00%	0		5			N M,SC	N/R	90+ Days		
171979	Phaltan Diamond	06/05/2024	Cancelled(8*)	0	0	22	-22	-100.00%	0	5	10		None	P,S,T,M,VP SC	N/R	90+ Days		
180927	Sawarde Ideal	02/20/2025	Newly Chartered	22	22	0	22	100.00%	0		1			N	1			
Clubs more than two years old																		
26350	AKALKOT	01/22/1971	Active	42	0	0	0	0.00%	42		9			N M,SC	24+			
Exc Award (06/30/2023)																		
144700	Akkalkot Royals	12/30/2020	Cancelled(8*)	0	0	21	-21	-100.00%	21	4	10		None	P,S,T,M,VP SC	24+	90+ Days		
26356	BARAMATI	02/12/1966	Active	36	0	1	-1	-2.70%	37	19	9			N T,M,SC	24+			
147570	Barshi Chetana	07/15/2021	Active	5	0	0	0	0.00%	5		9	1	None	P,S,T,M,VP SC	24+	90+ Days		
134775	Barshi Royal	05/23/2018	Active	64	2	0	2	3.23%	70		1			T,M,VP,SC	1			
Exc Award (06/30/2019, 06/30/2020, 06/30/2023)																		
61412	BARSHI TOWN	01/04/1999	Active	91	6	0	6	7.06%	85		3			N T,VP,SC	3			
Exc Award (06/30/2019, 06/30/2023)																		
144001	Barshi Town Tejaswini	01/06/2021	Active	45	4	0	4	9.76%	47		4			N T,M,SC	3			
Exc Award (06/30/2023)																		
151701	Barshi Unique	07/11/2022	Active	22	0	0	0	0.00%	26		10			N S,M,SC	8			
Exc Award (06/30/2023)																		
29326	BARSI MAHARASHTRA	05/20/1974	Active	31	1	2	-1	-3.13%	39	28	3			M,VP,SC	6			
58951	CHIKHALI-YASHWANTNAGAR	12/26/1996	Cancelled(8*)	0	0	20	-20	-100.00%	20	21	4	2	None	P,S,T,M,VP SC	24+	90+ Days		
48194	CHIPLUN	02/19/1988	Active	69	15	3	12	21.05%	57	16	5			N M,VP	0		\$1,006.29	



# Club Health Assessment for District 3234D1 through April 2025

			Status	Membership							Reports					Finance		LCIF	
Club Number	Club Name	Charter Date		Current Member Count	YTD Members Added	YTD Members Dropped	YTD Net Growth	YTD Net Growth%	Member Count 12 Months Ago	Avg. length of service for dropped members	Months Since Last MMR ***	Yrs. Since Last Officer Report	President Rotation	Vice President Reported ****	Months Since Last Activity Report ***	Account Balance	Donations for current Fiscal Year		
			Number of times on status quo within last two years	If below 15 members appears					If net loss is greater than 20% appears					If no report in 3 months appears in	When more than one year appears in	Number of repeat terms	Notes the officers that do not have an active	If no report at 12 months appears in red	
Exc Award (06/30/2018, 06/30/2020)																			
140875	Chiplun Galaxy	02/12/2020	Active	25	6	2	4	19.05%	21	3	0			N	SC	0		\$1,006.29	
Exc Award (06/30/2020)																			
36844	DAPOLI	03/26/1979	Active	36	7	3	4	12.50%	32	18	4				T,M,VP,SC	0			
111033	DEVROUKH	05/05/2011	Active	20	0	1	-1	-4.76%	21	10	4				M,VP,SC	8			
Exc Award (06/30/2016, 06/30/2021)																			
32765	GADHINGLAJ	09/21/1976	Active	27	0	0	0	0.00%	28		9			R	M,SC	2			
Exc Award (06/30/2016)																			
147331	Gadhinglaj Royal	07/04/2021	Active	43	1	5	-4	-8.51%	47	2	4				VP,SC	9			
150620	Guhagar city	06/20/2022	Active	28	3	1	2	7.69%	26	2	9			N	M,SC	2			
146290	Hatkhamba Royal	05/26/2021	Active	23	0	1	-1	-4.17%	24	3	8			N	P,M,VP,SC	0			
43286	HUPARI	12/07/1983	Active	13	0	0	0	0.00%	13		20			N	M,VP,SC	24+			
Exc Award (06/30/2016)																			
26363	ICHALKARANJI	11/02/1960	Active	113	0	2	-2	-1.74%	119	40	8			R	M,SC	8			
Exc Award (06/30/2016)																			
99885	ICHALKARANJI CITY	06/29/2007	Cancelled(6*)	0	0	19	-19	-100.00%	21	9	4		None		P,S,T,M,VP SC	24+			
Exc Award (06/30/2016)																			
149975	Ichalkaranji Pride	03/29/2022	Active(1)	22	1	0	1	4.76%	21		8			N	M,SC	5	90+ Days		
38003	ISLAMPUR	01/24/1980	Active	36	0	0	0	0.00%	37		10			N	M	7	\$739.14		
58939	JATH	12/17/1996	Active(1)	18	3	1	2	12.50%	25	2	4			N	M,SC	24+			
Exc Award (06/30/2020)																			
126461	Jath Ideal	01/29/2016	Cancelled(8*)	0	0	4	-4	-100.00%	4	8	4	1	None		P,S,T,M,VP SC	24+	90+ Days		
49749	JAYSINGPUR CITY	06/19/1989	Active	13	1	2	-1	-7.14%	17	23	0				S,M,VP,SC	24+	90+ Days		
Exc Award (06/30/2016)																			
136028	Jaysingpur Royal	08/01/2018	Active(1)	14	4	1	3	27.27%	16	4	1			N	P,VP,SC	15			
151116	Kankavli	06/20/2022	Active(1)	21	10	12	-2	-8.70%	23	1	0		2		T,M,VP,SC	N/A	90+ Days		
26367	KARAD	06/09/1966	Active	22	4	0	4	22.22%	18		4			N	M	2			
Exc Award (06/30/2016, 06/30/2017)																			



# Club Health Assessment for District 3234D1 through April 2025

			Status	Membership							Reports					Finance	LCIF
Club Number	Club Name	Charter Date		Current Member Count	YTD Members Added	YTD Members Dropped	YTD Net Growth	YTD Net Growth%	Member Count 12 Months Ago	Avg. length of service for dropped members	Months Since Last MMR ***	Yrs. Since Last Officer Report	President Rotation	Vice President Reported ****	Months Since Last Activity Report ***	Account Balance	Donations for current Fiscal Year
			Number of times on status quo within last two years	If below 15 members appears					If net loss is greater than 20% appears		If no report in 3 months appears in	When more than one year appears in	Number of repeat terms	Notes the officers that do not have an active	If no report at 12 months appears in red		
151704	Karad City	07/11/2022	Active	32	12	5	7	28.00%	32	5	3			N	M,SC	0	90+ Days
Exc Award (06/30/2023)																	
146499	Karad Nakshatra	06/18/2021	Active	25	4	0	4	19.05%	21		2			N		3	
84563	KHANAPUR	12/15/2004	Active	17	0	0	0	0.00%	18		10	1	None	P,S,T,M,VP SC	18		
115330	KHED CITY	10/18/2011	Active	50	3	0	3	6.38%	47		2			N	M,SC	0	
Exc Award (06/30/2020)																	
140898	Khed Star	03/06/2020	Active	10	0	0	0	0.00%	11		10			N	M,SC	21	
26370	KOLHAPUR	12/15/1956	Active	24	6	4	2	9.09%	22	3	0				M,VP,SC	6	
Exc Award (06/30/2016, 06/30/2020)																	
40477	KOLHAPUR CITY	10/06/1981	Active	30	10	0	10	50.00%	22		0			N		7	
Exc Award (06/30/2016, 06/30/2017)																	
40572	KOLHAPUR RAJARAMPURI	11/05/1981	Active	52	2	0	2	4.00%	50		8		2	N	M,SC	2	
30909	KOLHAPUR WEST	06/11/1975	Active(1)	23	0	0	0	0.00%	23		11			N	M,VP,SC	13	
Exc Award (06/30/2016, 06/30/2017, 06/30/2020)																	
46112	KUDAL SINDHUDURG	04/18/1986	Active	65	0	0	0	0.00%	65		13			N		3	
Exc Award (06/30/2016, 06/30/2017)																	
44672	KURUNDWAD	02/04/1985	Active	47	0	1	-1	-2.08%	47	21	7			N	M,VP,SC	13	
Exc Award (06/30/2021, 06/30/2024)																	
58258	LOTE	05/13/1996	Active	16	2	0	2	14.29%	15		2			R	SC	2	
Exc Award (06/30/2020)																	
148375	Madgyal City	09/20/2021	Cancelled(8*)	0	0	11	-11	-100.00%	24	3	10		None	P,S,T,M,VP SC	N/A	90+ Days	
37105	MALVAN	05/07/1979	Active	32	0	0	0	0.00%	30		4			R	M	1	
Exc Award (06/30/2016, 06/30/2020)																	
59047	MASUR	01/27/1997	Active	20	4	4	0	0.00%	28	4	0		None	N	P,M,VP,SC	24+	
Exc Award (06/30/2021)																	
108285	NEW RATNAGIRI	05/05/2010	Active(1)	3	0	17	-17	-85.00%	20	9	0		2		S,T,M,VP,SC	14	90+ Days
Exc Award (06/30/2016, 06/30/2017)																	
46670	PANDHARPUR	11/10/1986	Active(1)	38	0	0	0	0.00%	38		3		2		M,VP,SC	20	



# Club Health Assessment for District 3234D1 through April 2025

			Status	Membership							Reports					Finance		LCIF		
Club Number	Club Name	Charter Date		Current Member Count	YTD Members Added	YTD Members Dropped	YTD Net Growth	YTD Net Growth%	Member Count 12 Months Ago	Avg. length of service for dropped members	Months Since Last MMR ***	Yrs. Since Last Officer Report	President Rotation	Vice President Reported ****	Months Since Last Activity Report ***	Account Balance	Donations for current Fiscal Year			
			Number of times on status quo within last two years	If below 15 members appears					If net loss is greater than 20% appears					If no report in 3 months appears in	When more than one year appears in	Number of repeat terms	Notes the officers that do not have an active	If no report at 12 months appears in red		
Exc Award (06/30/2020)																				
153543	Pandharpur Dream	02/01/2023	Active	21	0	5	-5	-19.23%	28	2	4				T,M,VP,SC	N/A	90+ Days			
26383	PHALTAN	03/05/1968	Active	94	13	1	12	14.63%	86	12	6			N		0		\$359.39		
Exc Award (06/30/2017, 06/30/2020)																				
141189	Phaltan Golden	06/04/2020	Active	14	1	0	1	7.69%	18		6			N	T	3	90+ Days			
Exc Award (06/30/2023)																				
146500	Phaltan Platinum	06/17/2021	Active(1)	27	0	0	0	0.00%	27		12	1	None		P,S,T,M,VP SC	13				
26390	RATNAGIRI	10/23/1973	Active	141	2	3	-1	-0.70%	141	11	0			N	M,SC	0		\$1,000.30		
Exc Award (06/30/2016, 06/30/2017, 06/30/2020)																				
49808	SANGLI CITY	08/03/1989	Active	52	1	1	0	0.00%	55	17	6			N		1				
150423	Sangli Umadi Pride	04/18/2022	Active	17	0	3	-3	-15.00%	45	2	4			N	S,M	N/R				
52004	SANGMESHWAR	09/11/1991	Active	21	0	0	0	0.00%	24		8			R	M,SC	2				
Exc Award (06/30/2016, 06/30/2017, 06/30/2020)																				
36526	SANGOLA	01/30/1979	Active(1)	70	4	0	4	6.06%	68		9		2	R	M,SC	8				
Exc Award (06/30/2023)																				
129543	Satara Ajinkya	12/13/2016	Active	28	5	1	4	16.67%	25	2	3			N	T,M,SC	5		\$1,006.29		
34143	SATARA CAMP	06/16/1977	Active	26	1	2	-1	-3.70%	27	10	0		2		P,T,M,VP,SC	1				
57527	SATARA GENDAMAL	11/29/1995	Cancelled(8*)	0	10	10	0	0.00%	0	14	3		None		P,S,T,M,VP SC	24+	90+ Days			
68941	SATARA JANSEVA	06/11/2003	Active	26	0	0	0	0.00%	26		10			R	SC	24+				
99134	SATARA MIDC	04/17/2007	Active	42	7	1	6	16.67%	40	4	4			N	P,T,M,SC	7				
Exc Award (06/30/2016, 06/30/2017)																				
131892	Satara Sahyadri	09/04/2017	Active(1)	15	6	0	6	66.67%	9		3		None		P,S,T,M,VP SC	17	90+ Days			
56248	SATARA UNITED	11/16/1994	Active	33	0	9	-9	-21.43%	47	7	0			N		20				
31226	SAWANTWADI	09/30/1975	Active	60	0	0	0	0.00%	61		10		2		P,T,M,VP,SC	8				
137189	Sawarde	01/21/2019	Active	36	2	29	-27	-42.86%	63	2	2			N	M	2		\$239.60		
Exc Award (06/30/2020, 06/30/2024)																				
143206	Shirol	11/04/2020	Cancelled(8*)	0	0	20	-20	-100.00%	20	4	16	1	None		P,S,T,M,VP SC	15	90+ Days			



# Club Health Assessment for District 3234D1 through April 2025

Club Number	Club Name	Charter Date	Status	Membership							Reports					Finance	LCIF
				Current Member Count	YTD Members Added	YTD Members Dropped	YTD Net Growth	YTD Net Growth%	Member Count 12 Months Ago	Avg. length of service members	Months Since Last MMR ***	Yrs. Since Last Officer Report	President Rotation	Vice President Reported ****	Months Since Last Activity Report ***	Account Balance	Donations for current Fiscal Year
			Number of times on status quo within last two years	If below 15 members appears				If net loss is greater than 20% appears			If no report in 3 months appears in	When more than one year appears in	Number of repeat terms	Notes the officers that do not have an active	If no report at 12 months appears in red		
26395	SOLAPUR	12/22/1960	Active	100	10	2	8	8.70%	102	1	9		2	N	M,VP,SC	4	
	Exc Award (06/30/2023)																
44397	SOLAPUR CENTRAL	11/26/1984	Active	32	3	6	-3	-8.57%	35	6	2			R	T,M,SC	0	\$2,012.58
48195	SOLAPUR CITY	02/19/1988	Active	7	0	0	0	0.00%	7		19	1	None		P,S,T,M,VP SC	24+	90+ Days
124138	Solapur Classic	02/06/2015	Cancelled(8*)	0	0	16	-16	-100.00%	16	6	3	1	None		P,S,T,M,VP SC	24+	90+ Days
110257	SOLAPUR METRO	02/03/2011	Active	23	6	0	6	35.29%	18		0		2	N	T	4	
	Exc Award (06/30/2017, 06/30/2018)																
52062	SOLAPUR MID TOWN	10/03/1991	Active	63	0	1	-1	-1.56%	64	23	5			N	M	3	\$1,000.30
	Exc Award (06/30/2016, 06/30/2020)																
125448	Solapur Royal	08/07/2015	Cancelled(8*)	0	0	22	-22	-100.00%	22	10	3	2	None		P,S,T,M,VP SC	24+	90+ Days
119223	SOLAPUR TWIN CITY	04/24/2013	Active	20	4	3	1	5.26%	25	4	3				P,M,VP,SC	9	
	Exc Award (06/30/2023)																
107272	UMADI	01/14/2010	Active	35	0	0	0	0.00%	35		10			N	P,M,VP	24+	
	Exc Award (06/30/2020)																
149880	Umadi Grapes City	02/22/2022	Active	9	0	3	-3	-25.00%	12	3	4			N	P,T,M,VP,SC	N/R	
153589	Vita Gold	02/08/2023	Active(2)	20	0	0	0	0.00%	20		17	1	None		P,S,T,M,VP SC	N/R	90+ Days

Clubs Cancelled Previous Fiscal Year – Clubs Cancelled within last 12 months may be reinstated

Club Number	Club Name	Charter Date	Current Status*	Cancellation Date
144449	Dudhani	12/30/2020	Cancelled(8*)	12/29/2023
145739	Kadegaon	05/21/2021	Cancelled(8*)	07/29/2023
143233	Solapur Supreme	11/03/2020	Cancelled(8*)	09/29/2023
149796	Umadi Adarsh	02/03/2022	Cancelled(8*)	06/29/2024



## Club Health Assessment for District 3234D1 through April 2025

			Status							Membership					Reports					Finance		LCIF
Club Number	Club Name	Charter Date		Current Member Count	YTD Members Added	YTD Members Dropped	YTD Net Growth	YTD Net Growth%	Member Count 12 Months Ago	Avg. length of service for dropped members	Months Since Last MMR ***	Yrs. Since Last Officer Report	President Rotation	Vice President Reported ****	Months Since Last Activity Report ***	Account Balance	Donations for current Fiscal Year					
			Number of times on status quo within last two years	If below 15 members appears				If net loss is greater than 20% appears			If no report in 3 months appears in	When more than one year appears in	Number of repeat terms	Notes the officers that do not have an active	If no report at 12 months appears in red							
Current Total Clubs Count	YTD New Clubs Count	YTD Cancelled Clubs Count	YTD Net Club Gain	Current Total Members Count	YTD Add	YTD Drop	YTD Net Growth	YTD Net Growth %	Member Count 12 Months Ago	Average Member Count Per Club	% of Clubs with less than 20 members	% No MMR in 3 Months	% No Officer Report in 12 Months	% of Clubs with balance 90+ days	Number of Clubs in Status Quo	% Status Quo Clubs in Financial Suspension	Number of Cancelled Clubs	Average Cancelled Club Age	Members Lost Due to Cancellation	% of Clubs Cancelled for Non-Financial Reasons		
74	3	10	-7	2,569	273	328	-55	-2.10%	2,757	35	20%	70%	7%	19%	0	0%	10	13	165	-30%		

\* - P - Priority Club. Cancellation Reasons: 1-Objectives/conduct, 2-Non-active club, 5-Non-existing club, 6-Disbanding, 7-Merger, 8-Financial Suspension, 9-District/Multiple District Dues.

\*\* - Abbreviation: P-President, S-Secretary, T-Treasurer, M-Member Chairperson, VP-First Vice President, MC-Communications Chairperson, SC-Service Chairperson

\*\*\* - Abbreviation: N/R - Never reported using the Lions Clubs website, N/A - Not applicable, No password registered for the Lions Clubs website.

\*\*\*\* - Abbreviation: N - New, IP - Immediate Past, R - Repeat.





# Club Health Assessment for District 3234D2 through April 2025

			Status	Membership							Reports					Finance		LCIF
Club Number	Club Name	Charter Date		Current Member Count	YTD Members Added	YTD Members Dropped	YTD Net Growth	YTD Net Growth%	Member Count 12 Months Ago	Avg. length of service for dropped members	Months Since Last MMR ***	Yrs. Since Last Officer Report	President Rotation	Vice President Reported ****	Months Since Last Activity Report ***	Account Balance	Donations for current Fiscal Year	
			Number of times on status quo within last two years	If below 15 members appears				If net loss is greater than 20% appears			If no report in 3 months appears in	When more than one year appears in	Number of repeat terms	Notes the officers that do not have an active	If no report at 12 months appears in red			
Clubs less than two years old																		
157879	Bahadarpur Kisan	04/02/2024	Active(1)	22	0	0	0	0.00%	22		9		2	S,M,VP,SC	N/R	90+ Days		
155543	Lonavala Legends	08/30/2023	Active	32	1	0	1	3.23%	31		8			M,VP,SC	8			
178476	Narayangaon	09/13/2024	Active	21	21	0	21	100.00%	0		7			M,VP,SC	N/R			
156268	Nashik Karmveer	09/29/2023	Active	24	5	0	5	26.32%	26		4			M,VP	15			
155696	Nashik Smart Citizens	08/17/2023	Active	26	1	1	0	0.00%	26	1	7			N	S,M	6		
180878	Pimpalgaon Baswant	04/23/2025	Newly Chartered	20	20	0	20	100.00%	0		0				M,VP,SC	N/A		
157811	Pune Chartered Accountants	05/24/2024	Cancelled(8*)	0	0	41	-41	-100.00%	0	1	10		None	P,S,T,M,VP SC	N/R	90+ Days		
179521	Pune Harmony	11/11/2024	Active	20	20	0	20	100.00%	0		0			M,VP,SC	5			
152498	Pune Shree Kshetra Dehugaon	06/07/2023	Cancelled(8*)	0	0	14	-14	-100.00%	12	1	4		None	P,S,T,M,VP SC	8	90+ Days		
155929	Rahata Sahyadri	09/12/2023	Active	21	3	0	3	16.67%	21		7		2	R	M,SC	4		
Clubs more than two years old																		
130095	Ahmednagar	03/02/2017	Active(1)	33	0	0	0	0.00%	34		7			N		1		
57691	AHMEDNAGAR MID TOWN	12/28/1995	Active(1)	18	0	0	0	0.00%	18		9			T,M,VP,SC	20	90+ Days	\$1,610.06	
63072	AHMEDNAGAR MILLENNIUM	04/13/2000	Cancelled(8*)	0	0	27	-27	-100.00%	27	14	4		None	P,S,T,M,VP SC	18	90+ Days		
120599	Ahmednagar Pride	10/25/2013	Active(3)	12	14	17	-3	-20.00%	15	7	1		2	N		19		
109256	AKURDI AGRASEN	09/17/2010	Active(1)	44	16	4	12	37.50%	35	2	4			N	T,VP,SC	1		
50598	CHAKAN	05/29/1990	Active(1)	107	0	1	-1	-0.93%	130	8	1			N		0	\$900.87	
Exc Award (06/30/2021)																		
102921	CHAKAN SAPPHIRE	06/30/2008	Active	27	1	3	-2	-6.90%	70	3	4			VP,SC	0			
Exc Award (06/30/2018)																		
115365	CHINCHWAD ROYAL	10/24/2011	Active	64	7	2	5	8.47%	70	1	3			N		2	\$100.03	
Exc Award (06/30/2020, 06/30/2022, 06/30/2024)																		
49562	DEHU ROAD	05/30/1989	Active	25	0	2	-2	-7.41%	27	18	5			N	T,M	14		
31685	DEOLALI NASIK ROAD L C	02/05/1976	Active	20	0	0	0	0.00%	20		13		2	M,VP,SC	24+		\$805.03	



# Club Health Assessment for District 3234D2 through April 2025

			Status	Membership						Reports					Finance	LCIF	
Club Number	Club Name	Charter Date		Current Member Count	YTD Members Added	YTD Members Dropped	YTD Net Growth	YTD Net Growth%	Member Count 12 Months Ago	Avg. length of service for dropped members	Months Since Last MMR ***	Yrs. Since Last Officer Report	President Rotation	Vice President Reported ****	Months Since Last Activity Report ***	Account Balance	Donations for current Fiscal Year
			Number of times on status quo within last two years	If below 15 members appears				If net loss is greater than 20% appears			If no report in 3 months appears in	When more than one year appears in	Number of repeat terms	Notes the officers that do not have an active	If no report at 12 months appears in red		
57721	JUNNAR SHIVNERI	01/05/1996	Active	47	3	0	3	6.82%	78		0			M,VP,SC	1		
	Exc Award (06/30/2021)																
59048	KAMSHET	01/27/1997	Active	25	1	1	0	0.00%	25	13	0			M,VP,SC	8		
26371	KOPERGAON	10/25/1970	Active	75	0	1	-1	-1.32%	75	11	1			N	T	5	
	Exc Award (06/30/2019)																
131177	Lonavala Diamond	06/09/2017	Active(1)	18	0	2	-2	-10.00%	35	1	4		2	N	T,VP,SC	4	
35459	LONAVLA	04/04/1978	Active	61	9	2	7	12.96%	62	7	3			N	M,SC	6	\$700.00
	Exc Award (06/30/2023)																
57371	LONAVLA KHANDALA	09/18/1995	Active	36	0	4	-4	-10.00%	40	6	8			N	M,VP,SC	3	
122786	Lonavla Supremos	07/21/2014	Active	28	2	0	2	7.69%	26		9			N	M,SC	1	\$2,361.72
	Exc Award (06/30/2020, 06/30/2021, 06/30/2022)																
26374	MALEGAON	01/10/1966	Active(2)	37	0	0	0	0.00%	58		5		2	R		24+	
67178	MALEGAON MID TOWN	01/21/2003	Active(1)	18	0	12	-12	-40.00%	30	12	4				M,VP,SC	13	
	Exc Award (06/30/2022)																
30400	MALEGAON SOUTH	03/06/1975	Active	83	0	7	-7	-7.78%	95	5	6			N	M,SC	6	
126520	Malegaon Supremo	01/29/2016	Active(1)	27	0	0	0	0.00%	27		14	1	None		P,S,T,M,VP SC	17	
	Exc Award (06/30/2017)																
45834	MANMAD CITY	02/07/1986	Active	51	4	2	2	4.08%	53	5	0			N	M,SC	1	
	Exc Award (06/30/2017, 06/30/2022)																
109439	MANMAD PRIDE	09/30/2010	Active(1)	20	0	1	-1	-4.76%	32	1	2				S,M,VP,SC	13	
147901	Manmad Ranragini	08/12/2021	Active	21	4	0	4	23.53%	21		9				M,VP,SC	3	
125338	Nashik Corporate	07/09/2015	Active	31	1	0	1	3.33%	31		4				M,VP,SC	2	\$850.55
	Exc Award (06/30/2017)																
151779	Nashik Engineers	08/02/2022	Active(1)	22	14	10	4	22.22%	18	1	3		2		T,M,VP	2	\$818.45
142824	Nashik Metro	09/07/2020	Active	41	7	1	6	17.14%	54	4	1			R	VP	1	
	Exc Award (06/30/2022)																
148526	Nashik Navchetana	10/18/2021	Active	21	0	2	-2	-8.70%	24	3	4			N	M,SC	4	
138484	Nashik Royals	06/05/2019	Active	34	5	3	2	6.25%	33	5	1				VP	5	



# Club Health Assessment for District 3234D2 through April 2025

			Status	Membership							Reports					Finance	LCIF
Club Number	Club Name	Charter Date		Current Member Count	YTD Members Added	YTD Members Dropped	YTD Net Growth	YTD Net Growth%	Member Count 12 Months Ago	Avg. length of service for dropped members	Months Since Last MMR ***	Yrs. Since Last Officer Report	President Rotation	Vice President Reported ****	Months Since Last Activity Report ***	Account Balance	Donations for current Fiscal Year
			Number of times on status quo within last two years	If below 15 members appears				If net loss is greater than 20% appears			If no report in 3 months appears in	When more than one year appears in	Number of repeat terms	Notes the officers that do not have an active	If no report at 12 months appears in red		
26380	NASIK	09/27/1962	Active	49	4	8	-4	-7.55%	53	11	0			M,VP,SC	1		\$805.03
	Exc Award (06/30/2022)																
51530	NASIK PANCHAVATI	04/05/1991	Active(2)	45	0	0	0	0.00%	45		8			R	T,M,SC	3	
97806	NASIK STAR	10/09/2006	Active	42	2	2	0	0.00%	46	2	4			N		1	
	Exc Award (06/30/2017, 06/30/2019, 06/30/2020)																
68476	NASIK SUPREME	04/02/2003	Active	28	2	4	-2	-6.67%	59	9	4			N	S,T,M	6	
	Exc Award (06/30/2021)																
139110	Otur Celebrations	10/24/2019	Active	20	0	3	-3	-13.04%	25	4	4			N	SC	7	
	Exc Award (06/30/2022)																
130233	Pathardi	06/12/2017	Cancelled(8*)	0	0	20	-20	-100.00%	20	7	4	1	None	P,S,T,M,VP SC	24+	90+ Days	
142757	Pimple Saudagar Active	08/27/2020	Active	40	10	0	10	33.33%	36		3			N	SC	7	
118638	PIMPRI CHINCHWAD CORPORATE	01/21/2013	Active	20	4	3	1	5.26%	21	3	4			M,VP,SC	18		
135433	Pimpri Chinchwad Smart City	07/24/2018	Active	34	3	0	3	9.68%	31		5		2	R	P	6	90+ Days
	Exc Award (06/30/2019)																
128212	Pimpri Digital	07/12/2016	Active	16	3	7	-4	-20.00%	19	3	6			N		4	90+ Days
51253	POONA CENTRAL	01/23/1991	Active	41	0	1	-1	-2.38%	45	31	3			M,VP,SC	16		\$800.30
	Exc Award (06/30/2022, 06/30/2023)																
47800	POONA CITY	10/21/1987	Active	23	1	0	1	4.55%	36		8			N		4	
	Exc Award (06/30/2021)																
50227	POONA ERANDAVANA	02/22/1990	Active	30	0	0	0	0.00%	31		7		2	R	SC	19	
44129	POONA GANESHKHIND	06/20/1984	Active	156	0	104	-104	-40.00%	260	7	2			N		0	
	Exc Award (06/30/2016, 06/30/2018, 06/30/2020)																
26386	POONA KIRKEE	05/20/1963	Active(1)	11	0	1	-1	-8.33%	25	14	1			VP	24+		
38744	POONA KOTHRUD	06/13/1980	Active(1)	34	2	0	2	6.25%	36		7			N	SC	4	\$1,000.30
37391	POONA MUKUND NAGAR	06/27/1979	Active	14	1	8	-7	-33.33%	21	14	2		3	N	VP	0	\$1,000.30
46113	POONA NIGDI	04/01/1986	Active	63	6	0	6	10.53%	61		4			N	T,VP	0	\$2,726.13
	Exc Award (06/30/2020)																



# Club Health Assessment for District 3234D2 through April 2025

			Status	Membership							Reports					Finance		LCIF
Club Number	Club Name	Charter Date		Current Member Count	YTD Members Added	YTD Members Dropped	YTD Net Growth	YTD Net Growth%	Member Count 12 Months Ago	Avg. length of service for dropped members	Months Since Last MMR ***	Yrs. Since Last Officer Report	President Rotation	Vice President Reported ****	Months Since Last Activity Report ***	Account Balance	Donations for current Fiscal Year	
			Number of times on status quo within last two years	If below 15 members appears				If net loss is greater than 20% appears			If no report in 3 months appears in	When more than one year appears in	Number of repeat terms	Notes the officers that do not have an active	If no report at 12 months appears in red			
37292	POONA PIMPRI CHINCHWAD	06/20/1979	Active	43	5	3	2	4.88%	41	4	0			N	6			
Exc Award (06/30/2019)																		
33485	POONA SARASBAUG	03/03/1977	Active	134	0	2	-2	-1.47%	144	1	0			N	0			
Exc Award (06/30/2017, 06/30/2018, 06/30/2019)																		
48692	POONA SHIVAJINAGAR	06/13/1988	Active	39	1	0	1	2.63%	52		5			N	M	13	\$773.28	
Exc Award (06/30/2022)																		
53804	POONA WEST	11/06/1992	Active	13	5	7	-2	-13.33%	24	12	4			N	SC	3		
63541	PUNE 21ST CENTURY	08/14/2000	Active	31	0	7	-7	-18.42%	51	5	0			N	T	8		
Exc Award (06/30/2017, 06/30/2019, 06/30/2020)																		
132038	Pune Agrasen	07/10/2017	Active(1)	311	5	4	1	0.32%	305	7	0			N		24+		
Exc Award (06/30/2018, 06/30/2022)																		
66436	PUNE AKURDI	06/28/2002	Active	62	8	7	1	1.64%	80	2	2			N		1	\$2,800.84	
Exc Award (06/30/2020, 06/30/2022, 06/30/2023)																		
97073	PUNE ASHOK NAGAR GOLD	05/02/2006	Active	38	4	4	0	0.00%	46	1	0			N		3	\$1,000.30	
Exc Award (06/30/2016)																		
44265	PUNE AUNDH PASHAN	09/04/1984	Active	16	0	0	0	0.00%	16		8			N	M,SC	5		
97483	PUNE BHOJPUR GOLD	06/30/2006	Active	25	0	0	0	0.00%	35		8			N		20		
52263	PUNE BHOSARI	12/13/1991	Active	86	7	2	5	6.17%	82	6	4			N	M,SC	0	\$318.06	
Exc Award (06/30/2020, 06/30/2022, 06/30/2023)																		
61275	PUNE BIBWEWADI	11/18/1998	Active	37	0	0	0	0.00%	41		10			N	T,M,VP	0		
138874	Pune Celebrations	07/08/2019	Active(1)	31	10	5	5	19.23%	28	4	4			N		5		
Exc Award (06/30/2020, 06/30/2022)																		
61860	PUNE CHATTUSHRUNGI	04/29/1999	Active	59	18	21	-3	-4.84%	62	3	0			N	SC	0	\$1,851.89	
Exc Award (06/30/2017, 06/30/2021, 06/30/2022)																		
51727	PUNE DOWNTOWN	05/28/1991	Active	26	2	0	2	8.33%	24		6		2	N		1		
Exc Award (06/30/2022, 06/30/2024)																		
97509	PUNE ECO FRIENDS	07/10/2006	Active	37	2	1	1	2.78%	51	1	4			R	M,SC	0		
152445	Pune Fort	09/30/2022	Active	135	17	0	17	14.41%	118		1			N	SC	N/A	\$3,301.05	



# Club Health Assessment for District 3234D2 through April 2025

			Status	Membership							Reports					Finance		LCIF
Club Number	Club Name	Charter Date		Current Member Count	YTD Members Added	YTD Members Dropped	YTD Net Growth	YTD Net Growth%	Member Count 12 Months Ago	Avg. length of service for dropped members	Months Since Last MMR ***	Yrs. Since Last Officer Report	President Rotation	Vice President Reported ****	Months Since Last Activity Report ***	Account Balance	Donations for current Fiscal Year	
			Number of times on status quo within last two years	If below 15 members appears					If net loss is greater than 20% appears			If no report in 3 months appears in	When more than one year appears in	Number of repeat terms	Notes the officers that do not have an active	If no report at 12 months appears in red		
144426	Pune Future	12/23/2020	Active	22	11	0	11	100.00%	20		1			N	9	90+ Days		
121506	Pune Galaxy	03/11/2014	Active(1)	22	4	17	-13	-37.14%	35	2	2			M,VP,SC	3			
66437	PUNE GOLDEN CITY	06/28/2002	Active	97	0	0	0	0.00%	97		2	1	None	P,S,T,M,VP SC	19			
152185	Pune Innovation	08/30/2022	Active(1)	28	0	1	-1	-3.45%	28	0	9			N	0			
144749	Pune Katraj	12/31/2020	Active	25	12	4	8	47.06%	19	1	7			M,VP,SC	7			
139778	Pune Lifeline	09/29/2019	Active(3)	27	10	0	10	58.82%	21		3			N	18			
67282	PUNE LOTUS	02/11/2003	Active	27	0	0	0	0.00%	33		11		2	R	T,VP			7
117169	PUNE MAITRI	06/14/2012	Active	43	2	0	2	4.88%	47		4			M,VP,SC	15			
Exc Award (06/30/2017, 06/30/2019, 06/30/20)																		
135266	Pune Mavericks	06/20/2018	Active(1)	96	1	3	-2	-2.04%	100	13	2			M,VP,SC	7	\$1,643.60		
61827	PUNE METRO	04/19/1999	Active	43	0	0	0	0.00%	43		8			N	SC		1	
120202	Pune Metropolis	08/22/2013	Active	41	12	6	6	17.14%	36	6	0			N	5			
Exc Award (06/30/2018, 06/30/2020)																		
97807	PUNE PEARL	10/09/2006	Active(1)	22	0	13	-13	-37.14%	46	8	4			VP	16			
Exc Award (06/30/2019)																		
117485	PUNE PHOENIX	07/30/2012	Active	53	12	1	11	26.19%	42	0	3			N	1			
Exc Award (06/30/2020)																		
144294	Pune Phoenix Warriors	12/23/2020	Active(3)	22	23	33	-10	-31.25%	32	4	1			M,VP,SC	3			
142374	Pune Pimpri Happiness	07/27/2020	Active(2)	19	0	0	0	0.00%	21		10			T,M,VP,SC	18	\$800.24		
111786	PUNE PLATINUM	08/05/2011	Active	57	6	0	6	11.76%	60		5			N	M		6	
Exc Award (06/30/2018, 06/30/2019)																		
66430	PUNE PRABHAT	06/28/2002	Cancelled(8*)	0	1	14	-13	-100.00%	17	11	4		None	P,S,T,M,VP SC	18			
57738	PUNE PRADHIKARAN	01/04/1996	Active	16	0	0	0	0.00%	36		10			N	19			
58806	PUNE PRIME	10/29/1996	Active(1)	20	20	20	0	0.00%	36	16	0		2	R	T,VP		18	
Exc Award (06/30/2022)																		
120172	Pune Rahatani	08/19/2013	Active	149	19	0	19	14.62%	134		3			M,VP,SC	5			
Exc Award (06/30/2019, 06/30/2020, 06/30/20)																		



# Club Health Assessment for District 3234D2 through April 2025

			Status	Membership							Reports					Finance		LCIF
Club Number	Club Name	Charter Date		Current Member Count	YTD Members Added	YTD Members Dropped	YTD Net Growth	YTD Net Growth%	Member Count 12 Months Ago	Avg. length of service for dropped members	Months Since Last MMR ***	Yrs. Since Last Officer Report	President Rotation	Vice President Reported ****	Months Since Last Activity Report ***	Account Balance	Donations for current Fiscal Year	
			Number of times on status quo within last two years	If below 15 members appears				If net loss is greater than 20% appears			If no report in 3 months appears in	When more than one year appears in	Number of repeat terms	Notes the officers that do not have an active	If no report at 12 months appears in red			
88702	PUNE ROYAL	06/21/2005	Active	23	5	1	4	21.05%	27	0	2			N	0			
	Exc Award (06/30/2019, 06/30/2021)																	
53739	PUNE SAHKARNAGAR	10/14/1992	Active	43	5	0	5	13.16%	38		2			N	0			
106232	PUNE SANSKRUTI	08/11/2009	Active	7	0	0	0	0.00%	7		14		2	R	18			
	Exc Award (06/30/2017, 06/30/2019)																	
84998	PUNE SENIORS	03/08/2005	Active	19	3	2	1	5.56%	17	3	1			R	7			
147606	Pune Shaniwarwada	07/23/2021	Active	31	1	0	1	3.33%	38		0			N	7			
128226	Pune Shatabdi	07/15/2016	Active	44	1	0	1	2.33%	43		7			R	3			
	Exc Award (06/30/2018, 06/30/2021)																	
57692	PUNE SINHAGAD ROAD	12/28/1995	Cancelled(8*)	0	0	16	-16	-100.00%	16	18	4		None	P,S,T,M,VP SC	21	90+ Days		
127405	Pune Spectrum	05/27/2016	Active	17	0	12	-12	-41.38%	52	11	3			N	2			
	Exc Award (06/30/2022)																	
106196	PUNE STATUS	08/25/2009	Active	129	6	4	2	1.57%	127	4	6			N	24+		\$110.05	
129125	Pune Sunrise	10/25/2016	Cancelled(8*)	2	0	13	-13	-86.67%	15	5	4		None	P,S,T,M,VP SC	9	90+ Days		
135199	Pune Sunshine	06/20/2018	Active	45	0	2	-2	-4.26%	54	7	4		2	N	9			
	Exc Award (06/30/2019, 06/30/2020)																	
57277	PUNE SUPREME	08/07/1995	Active(1)	52	15	14	1	1.96%	50	4	0			VP	0			
	Exc Award (06/30/2016, 06/30/2017, 06/30/20)																	
109336	PUNE TALAWADE PRIDE	09/27/2010	Cancelled(8*)	0	8	36	-28	-100.00%	23	5	3		None	P,S,T,M,VP SC	19	90+ Days		
106223	PUNE UNIQUE	08/11/2009	Active	21	0	0	0	0.00%	21		7			M,VP,SC	1			
	Exc Award (06/30/2017, 06/30/2018, 06/30/20)																	
144396	Pune Vidhidnya	12/31/2020	Cancelled(8*)	0	0	12	-12	-100.00%	0	4	11		None	P,S,T,M,VP SC	18	90+ Days		
58364	PUNE VIJAY NAGAR	05/23/1996	Active	69	2	4	-2	-2.82%	71	4	6		2	R	3			
	Exc Award (06/30/2017, 06/30/2018, 06/30/20)																	
103561	PUNE VIMAN NAGAR	09/08/2008	Cancelled(8*)	0	0	9	-9	-100.00%	9	10	4		None	P,S,T,M,VP SC	24+	90+ Days		
147085	Pune Visionaries	07/01/2021	Active(2)	14	0	0	0	0.00%	39		10			N	9	90+ Days		
	Exc Award (06/30/2022)																	
140549	Pune Wisdom	12/18/2019	Cancelled(8*)	0	1	30	-29	-100.00%	31	4	1		None	P,S,T,M,VP SC	6	90+ Days		



# Club Health Assessment for District 3234D2 through April 2025

			Status	Membership							Reports					Finance		LCIF			
Club Number	Club Name	Charter Date		Current Member Count	YTD Members Added	YTD Members Dropped	YTD Net Growth	YTD Net Growth%	Member Count 12 Months Ago	Avg. length of service for dropped members	Months Since Last MMR ***	Yrs. Since Last Officer Report	President Rotation	Vice President Reported ****	Months Since Last Activity Report ***	Account Balance	Donations for current Fiscal Year				
			Number of times on status quo within last two years	If below 15 members appears					If net loss is greater than 20% appears						If no report in 3 months appears in	When more than one year appears in	Number of repeat terms	Notes the officers that do not have an active	If no report at 12 months appears in red		
Exc Award (06/30/2020, 06/30/2022)																					
135526	Rahata	09/10/2018	Active	17	5	2	3	21.43%	12	1	2			N	T,M,VP,SC	7		\$540.88			
132095	Rajgurunagar	07/10/2017	Active(2)	16	16	16	0	0.00%	16	6	3		3	R	S,M,SC	14					
35107	SANGAMNER	02/14/1978	Active	41	0	0	0	0.00%	41		15				T,M,VP,SC	19					
134804	Sangamner Kings	06/11/2018	Active	115	0	0	0	0.00%	184		10				T,VP,SC	24+					
98690	Sangamner Saffron Sapphire	02/28/2007	Active	656	0	0	0	0.00%	711		4			N		6					
152720	Sangamner Sangam	09/28/2022	Active	25	0	0	0	0.00%	25		17				M,VP,SC	N/A					
120059	Shirdi Sai	07/29/2013	Active	24	0	2	-2	-7.69%	25	7	0			N	VP,SC	6					
26396	SHRIRAMPUR	05/06/1963	Active	74	6	0	6	8.82%	77		0			R	M,SC	10					
58752	SHRIRAMPUR MID TOWN	10/02/1996	Cancelled(8*)	0	0	24	-24	-100.00%	24	15	4		None		P,S,T,M,VP SC	24+	90+ Days				
61500	SINNAR CITY	02/08/1999	Active	83	2	0	2	2.47%	81		6			N	P,T,M,SC	6					
133903	Sinner Unity	03/22/2018	Active(1)	28	0	0	0	0.00%	34		9			N	M,VP	6					
26397	TALEGAON	01/30/1971	Active	73	0	0	0	0.00%	83		10			R	M,SC	4					
Exc Award (06/30/2019, 06/30/2021, 06/30/2022)																					
48522	VADGAON	05/04/1988	Active(1)	26	26	0	26	100.00%	0		3				P,M,VP,SC	24+					

Clubs Cancelled Previous Fiscal Year – Clubs Cancelled within last 12 months may be reinstated

Club Number	Club Name	Charter Date	Current Status*	Cancellation Date
120814	Nashik Central	12/02/2013	Cancelled(6*)	07/29/2023
135753	Nashik Godavari	07/23/2018	Cancelled(8*)	12/29/2023
141997	Pune Agrasen Neo	07/08/2020	Cancelled(1*)	10/24/2023
143340	Pune Karmveer	10/23/2020	Cancelled(8*)	07/29/2023
147711	Pune Mastermind	08/02/2021	Cancelled(8*)	09/29/2023
135469	Pune Navchaitanya	07/18/2018	Cancelled(6*)	10/29/2023





## Club Health Assessment for District 3234D2 through April 2025

Club NumberClub NameCharter Date			Status		Membership								Reports					Finance		LCIF
					Current Member Count	YTD Members Added	YTD Members Dropped	YTD Net Growth	YTD Net Growth%	Member Count 12 Months Ago	Avg. length of service for dropped members	Months Since Last MMR ***	Yrs. Since Last Officer Report	President Rotation	Vice President Reported ****	Months Since Last Activity Report ***	Account Balance	Donations for current Fiscal Year		
			Number of times on status quo within last two years	If below 15 members appears				If net loss is greater than 20% appears			If no report in 3 months appears in	When more than one year appears in	Number of repeat terms	Notes the officers that do not have an active	If no report at 12 months appears in red					
Current Total Clubs Count	YTD New Clubs Count	YTD Cancelled Clubs Count	YTD Net Club Gain	Current Total Members Count	YTD Add	YTD Drop	YTD Net Growth	YTD Net Growth %	Member Count 12 Months Ago	Average Member Count Per Club	% of Clubs with less than 20 members	% No MMR in 3 Months	% No Officer Report in 12 Months	% of Clubs with balance 90+ days	Number of Clubs in Status Quo	% Status Quo Clubs in Financial Suspension	Number of Cancelled Clubs	Average Cancelled Club Age	Members Lost Due to Cancellation	% of Clubs Cancelled for Non-Financial Reasons
114	3	12	-9	5,544	516	695	-179	-3.13%	6,365	49	15%	67%	2%	5%	0	0%	12	16	256	-25%

\* - P - Priority Club. Cancellation Reasons: 1-Objectives/conduct, 2-Non-active club, 5-Non-existing club, 6-Disbanding, 7-Merger, 8-Financial Suspension, 9-District/Multiple District Dues.

\*\* - Abbreviation: P-President, S-Secretary, T-Treasurer, M-Member Chairperson, VP-First Vice President, MC-Communications Chairperson, SC-Service Chairperson

\*\*\* - Abbreviation: N/R - Never reported using the Lions Clubs website, N/A - Not applicable, No password registered for the Lions Clubs website.

\*\*\*\* - Abbreviation: N - New, IP - Immediate Past, R - Repeat.



# Club Health Assessment for District 3234H1 through April 2025

			Status	Membership							Reports					Finance		LCIF
Club Number	Club Name	Charter Date		Current Member Count	YTD Members Added	YTD Members Dropped	YTD Net Growth	YTD Net Growth%	Member Count 12 Months Ago	Avg. length of service for dropped members	Months Since Last MMR ***	Yrs. Since Last Officer Report	President Rotation	Vice President Reported ****	Months Since Last Activity Report ***	Account Balance	Donations for current Fiscal Year	
			Number of times on status quo within last two years	If below 15 members appears				If net loss is greater than 20% appears			If no report in 3 months appears in	When more than one year appears in	Number of repeat terms		Notes the officers that do not have an active	If no report at 12 months red		
Clubs less than two years old																		
180264	Arvi Youth	01/14/2025	Active	20	20	0	20	100.00%	0		1			N	M,SC	N/R		
178948	Butibori Vishwashanti	09/30/2024	Active	20	20	0	20	100.00%	0		1				M,VP,SC	0		
171308	Gondia Royal	05/06/2024	Active	68	6	1	5	7.94%	0	0	1				M,VP,SC	6	\$150.03	
175002	Hinganghat Wardha	08/12/2024	Active	20	20	0	20	100.00%	0		8			N	M,SC	N/A		
178912	Khaparikheda Energy	09/30/2024	Active	20	20	0	20	100.00%	0		7				M,VP,SC	N/A	90+ Days	
155334	Maregaon	09/25/2023	Cancelled(8*)	0	0	20	-20	-100.00%	20	1	16	1	None		P,S,T,M,VP SC	N/R	90+ Days	
156311	Morshi City	09/30/2023	Cancelled(8*)	0	0	21	-21	-100.00%	21	2	19	1	None		P,S,T,M,VP SC	N/R	90+ Days	
181259	Morshi Zenith Nal Damayanti	03/26/2025	Newly Chartered	20	20	0	20	100.00%	0		0				M,VP,SC	0		
155566	Nagpur Achievers	09/28/2023	Active	9	1	9	-8	-47.06%	19	4	2		2	N		6		
158009	Nagpur Aspire	06/13/2024	Active	40	20	0	20	100.00%	0		2				M,VP,SC	N/R		
155408	Nagpur Harmony	09/28/2023	Active(1)	20	0	0	0	0.00%	20		19		2	N	M,SC	N/R		
175288	Nagpur Jay Jaganath	08/19/2024	Active	25	25	0	25	100.00%	0		5			N	M,SC	6		
178633	Nagpur Mauli	09/19/2024	Active	20	20	0	20	100.00%	0		6				M,VP,SC	3		
174925	Nagpur Metro Region	07/29/2024	Active(1)	20	40	20	20	100.00%	0	0	2		2	R	M,SC	N/A	90+ Days	
155987	Nagpur Pearl	09/21/2023	Active	24	0	4	-4	-14.29%	28	3	1			N	M,SC	2	\$101.83	
155332	Nagpur Sanskruti	08/22/2023	Active	24	5	0	5	26.32%	28		1			N		4	\$2,108.06	
181766	Nagpur Sanskruti Stars	04/23/2025	Newly Chartered	20	20	0	20	100.00%	0		0			N	M,SC	N/R		
180346	Nagpur Swami Narayan Siddhant Institute of	03/13/2025	Newly Chartered	20	20	0	20	100.00%	0		1				M,VP,SC	N/A		
155144	Nagpur Unity	08/08/2023	Active	56	16	9	7	14.29%	48	1	1			N	M,SC	6	\$7,906.43	
179321	Nagpur Vidyarthi	02/17/2025	Newly Chartered	20	20	0	20	100.00%	0		2			N	P,M,SC	N/R		
174904	Ralegaon Cotton City	07/31/2024	Active	20	20	0	20	100.00%	0		9			N	M,SC	N/R	90+ Days	
156470	Tirora Power City	01/29/2024	Active	18	0	2	-2	-10.00%	20	5	4		2		M,VP,SC	N/R		



# Club Health Assessment for District 3234H1 through April 2025

			Status	Membership						Reports					Finance	LCIF	
Club Number	Club Name	Charter Date		Current Member Count	YTD Members Added	YTD Members Dropped	YTD Net Growth	YTD Net Growth%	Member Count 12 Months Ago	Avg. length of service for dropped members	Months Since Last MMR ***	Yrs. Since Last Officer Report	President Rotation	Vice President Reported ****	Months Since Last Activity Report ***	Account Balance	Donations for current Fiscal Year
			Number of times on status quo within last two years	If below 15 members appears					If net loss is greater than 20% appears			If no report in 3 months appears in	When more than one year appears in	Number of repeat terms	Notes the officers that do not have an active red	If no report at 12 months appears in red	
174969	Wardha Social Stapals	08/08/2024	Active	20	20	0	20	100.00%	0		8			M,VP,SC	N/R	90+ Days	
181712	Wardha Youth	04/09/2025	Newly Chartered	20	20	0	20	100.00%	0		0		N	M,SC	N/R		
176997	Yavatmal Executive	08/20/2024	Active	20	20	0	20	100.00%	0		0		N		6		
Clubs more than two years old																	
26348	ACHALPUR	11/09/1972	Active	56	0	3	-3	-5.08%	59	3	4		N	M,VP	4	90+ Days	
Exc Award (06/30/2016)																	
105213	AMARAVATI REAL	04/09/2009	Active	21	0	0	0	0.00%	24		0			M,VP,SC	1		
126096	Amravathi Premium	01/13/2016	Active	100	13	0	13	14.94%	87		0			M,VP,SC	0		\$101.83
Exc Award (06/30/2018, 06/30/2021, 06/30/2024)																	
26352	AMRAVATI	03/18/1958	Active	24	2	3	-1	-4.00%	31	8	3		N	SC	7		
45744	AMRAVATI INDRAPURI	01/07/1986	Active	32	1	2	-1	-3.03%	32	1	1		N	SC	1		\$100.03
144298	Amravati New Amba Nagri	12/31/2020	Active(1)	13	0	20	-20	-60.61%	31	3	4		R	T,VP,SC	6		
150769	Amravati New City	06/02/2022	Active(1)	21	23	22	1	5.00%	25	3	0		2	S,T,VP	5		\$197.66
Exc Award (06/30/2024)																	
130786	Amravati Premium Queens	04/27/2017	Active	12	0	4	-4	-25.00%	20	6	8			M,VP,SC	6		
Exc Award (06/30/2020, 06/30/2023)																	
144293	Amravati Pride	12/30/2020	Active	40	0	22	-22	-35.48%	84	3	4		R	T,SC	6	\$449.24	
Exc Award (06/30/2024)																	
61915	AMRAVATI PRINCESS	05/10/1999	Cancelled(8*)	0	0	7	-7	-100.00%	7	13	4	1	None	P,S,T,M,VP SC	24+	90+ Days	
67185	ARNI	01/21/2003	Active	24	0	2	-2	-7.69%	26	11	0		2	T,M,VP,SC	6		
109440	ARVI	09/30/2010	Active	42	0	0	0	0.00%	42		7		N	P,T,VP	6	\$2,000.60	
137626	Arvi Sewa	03/05/2019	Active(1)	11	0	20	-20	-64.52%	31	5	1			S,T,M,VP,SC	21		
Exc Award (06/30/2023)																	
38002	BHANDARA	01/28/1980	Active	150	2	1	1	0.67%	152	15	4		N	T,M,SC	3	\$29.95	
Exc Award (06/30/2016, 06/30/2019, 06/30/2024)																	
60330	BHANDARA BRASS CITY	01/29/1998	Active	54	3	0	3	5.88%	57		4		N	VP	1	\$1,761.00	
Exc Award (06/30/2016, 06/30/2018)																	



# Club Health Assessment for District 3234H1 through April 2025

			Status	Membership							Reports					Finance		LCIF
Club Number	Club Name	Charter Date		Current Member Count	YTD Members Added	YTD Members Dropped	YTD Net Growth	YTD Net Growth%	Member Count 12 Months Ago	Avg. length of service for dropped members	Months Since Last MMR ***	Yrs. Since Last Officer Report	President Rotation	Vice President Reported ****	Months Since Last Activity Report ***	Account Balance	Donations for current Fiscal Year	
			Number of times on status quo within last two years	If below 15 members appears				If net loss is greater than 20% appears			If no report in 3 months appears in	When more than one year appears in	Number of repeat terms	Notes the officers that do not have an active	If no report at 12 months appears in red			
45228	BHANDARA CENTRAL	06/07/1985	Active(1)	56	2	1	1	1.82%	54	17	0			R	M,SC	3		\$29.95
	Exc Award (06/30/2016, 06/30/2020)																	
128331	Bhandara Green City	08/11/2016	Active(1)	27	1	3	-2	-6.90%	29	5	4				M,VP,SC	6		\$880.50
63611	BRAHMAPURI	10/02/2000	Active	24	4	2	2	9.09%	19	5	1		2	N		1		\$805.10
	Exc Award (06/30/2016, 06/30/2023)																	
51729	CHANDRAPUR	05/30/1991	Active(1)	21	0	0	0	0.00%	21		7			N		2		
123198	Chandrapur Audhyogik Nagari	09/25/2014	Active(1)	34	0	1	-1	-2.86%	35	6	5			R	T,M,SC	18		
	Exc Award (06/30/2016, 06/30/2023)																	
60457	CHANDRAPUR MAHAKALI	03/03/1998	Active	39	0	0	0	0.00%	39		16			N	T,M,SC	13		
	Exc Award (06/30/2019)																	
132885	Chandrapur Queens	11/21/2017	Active	20	2	2	0	0.00%	19	5	1		2	N	M,VP,SC	2		
	Exc Award (06/30/2019, 06/30/2023)																	
132635	Chandrapur Yugal	10/17/2017	Active(1)	36	0	0	0	0.00%	40		9			N	SC	6		\$2,000.60
	Exc Award (06/30/2019, 06/30/2023)																	
135240	Deori	06/18/2018	Active	8	0	0	0	0.00%	8		16		4		S,M,VP,SC	24+		
135198	Dhamangaon Daata	06/18/2018	Active	19	0	1	-1	-5.00%	20	7	0			N	VP,SC	6		
124097	Dhamangaon Elite	02/18/2015	Active	23	0	3	-3	-11.54%	30	11	0			N	M,SC	1		\$11.98
	Exc Award (06/30/2016, 06/30/2018)																	
55365	DHAMANGAON RAILWAY	03/04/1994	Active(1)	20	7	5	2	11.11%	18	2	0		2	R	S,T,M,VP,SC	3		
47337	DIGRAS	05/18/1987	Active	32	0	1	-1	-3.03%	33	17	6			N	VP	6		
	Exc Award (06/30/2023)																	
62274	GADCHIROLI	07/22/1999	Active(1)	40	3	0	3	8.11%	40		1			N		1		\$50.01
	Exc Award (06/30/2023)																	
133651	Gondia	02/23/2018	Active(1)	6	0	0	0	0.00%	6		22	1	None		P,S,T,M,VP SC	24+		
106285	GONDIA CIVIL	08/18/2009	Active	70	6	0	6	9.38%	69		6			N	SC	8		
	Exc Award (06/30/2020, 06/30/2021, 06/30/2022)																	
151263	Gondia Main	06/16/2022	Active(1)	24	0	0	0	0.00%	24		11		4		M,VP,SC	18		
142334	Gondia Midtown	07/27/2020	Cancelled(8*)	0	0	21	-21	-100.00%	21	4	4		None		P,S,T,M,VP SC	24+	90+ Days	



# Club Health Assessment for District 3234H1 through April 2025

			Status	Membership							Reports					Finance		LCIF
Club Number	Club Name	Charter Date		Current Member Count	YTD Members Added	YTD Members Dropped	YTD Net Growth	YTD Net Growth%	Member Count 12 Months Ago	Avg. length of service for dropped members	Months Since Last MMR ***	Yrs. Since Last Officer Report	President Rotation	Vice President Reported ****	Months Since Last Activity Report ***	Account Balance	Donations for current Fiscal Year	
			Number of times on status quo within last two years	If below 15 members appears				If net loss is greater than 20% appears			If no report in 3 months appears in	When more than one year appears in	Number of repeat terms		Notes the officers that do not have an active	If no report at 12 months appears in red		
59774	GONDIA RICE CITY	06/24/1997	Active	49	0	0	0	0.00%	50		10			N	P,S,SC	15		
	Exc Award (06/30/2019, 06/30/2022)																	
122939	Gondia Royale	08/14/2014	Active	15	0	0	0	0.00%	69		10		3		M,VP,SC	18		
	Exc Award (06/30/2018, 06/30/2019, 06/30/2020)																	
124351	Gondia Royale Sanjeevani	03/27/2015	Cancelled(8*)	0	0	20	-20	-100.00%	20	7	9		None		P,S,T,M,VP SC	18	90+ Days	
	Exc Award (06/30/2019, 06/30/2020, 06/30/2021)																	
48914	KAMPTEE CENTRAL	09/26/1988	Active	83	5	0	5	6.41%	87		1			N	VP	2		
	Exc Award (06/30/2016)																	
143242	Kanhan	10/28/2020	Cancelled(8*)	0	0	16	-16	-100.00%	16	8	1	1	None		P,S,T,M,VP SC	24+	90+ Days	
	Exc Award (06/30/2016, 06/30/2020, 06/30/2021)																	
26377	NAGPUR	10/27/1957	Active	60	11	12	-1	-1.64%	66	8	0			N	T	1		
	Exc Award (06/30/2016, 06/30/2020, 06/30/2021)																	
121418	Nagpur Amaze	02/24/2014	Active	48	3	6	-3	-5.88%	51	4	3			N	SC	0		\$3,312.97
	Exc Award (06/30/2016, 06/30/2019, 06/30/2020)																	
128860	Nagpur Apex	09/16/2016	Active	44	7	0	7	18.92%	37		0			N	T,M,SC	15		\$777.48
	Exc Award (06/30/2019, 06/30/2023)																	
59191	NAGPUR AYURVED	03/03/1997	Active	74	2	0	2	2.78%	74		0			N		0		\$226.41
	Exc Award (06/30/2016, 06/30/2019, 06/30/2020)																	
134935	Nagpur Centennial	06/19/2018	Cancelled(8*)	0	0	29	-29	-100.00%	29	3	4		None		P,S,T,M,VP SC	6	90+ Days	
	Exc Award (06/30/2016, 06/30/2018)																	
42118	NAGPUR CENTRAL	12/27/1982	Active(1)	15	1	5	-4	-21.05%	25	6	0			N	M,SC	6		
	Exc Award (06/30/2016, 06/30/2018)																	
64640	NAGPUR CIRCLE	08/16/2001	Active	56	8	0	8	16.67%	56		6			N		16		
	Exc Award (06/30/2019, 06/30/2020, 06/30/2021)																	
60611	NAGPUR CITY	04/01/1998	Active	28	6	5	1	3.70%	29	7	4			N		1		\$2,007.78
	Exc Award (06/30/2020, 06/30/2021, 06/30/2022)																	
120164	Nagpur Classic	08/16/2013	Active	27	3	0	3	12.50%	24		1			N	M,SC	6		\$201.26
	Exc Award (06/30/2016, 06/30/2020)																	
122232	Nagpur Cosmos	05/16/2014	Active	38	9	7	2	5.56%	35	4	4			N		3		\$1,175.20
	Exc Award (06/30/2020, 06/30/2022, 06/30/2023)																	
130696	Nagpur Emerald	05/09/2017	Active	13	0	9	-9	-40.91%	11	5	0		None	N	P	6		



# Club Health Assessment for District 3234H1 through April 2025

			Status	Membership							Reports					Finance		LCIF
Club Number	Club Name	Charter Date		Current Member Count	YTD Members Added	YTD Members Dropped	YTD Net Growth	YTD Net Growth%	Member Count 12 Months Ago	Avg. length of service for dropped members	Months Since Last MMR ***	Yrs. Since Last Officer Report	President Rotation	Vice President Reported ****	Months Since Last Activity Report ***	Account Balance	Donations for current Fiscal Year	
			Number of times on status quo within last two years	If below 15 members appears				If net loss is greater than 20% appears			If no report in 3 months appears in	When more than one year appears in	Number of repeat terms	Notes the officers that do not have appears in an active	If no report at 12 months red			
123185	Nagpur Fortune	09/29/2014	Active	7	0	6	-6	-46.15%	15	9	4		2	S,M,VP,SC	18			
52311	NAGPUR GONDWANA	12/18/1991	Active	28	0	6	-6	-17.65%	34	5	0			M,VP	1		\$1,360.55	
57532	NAGPUR GREEN CITY	11/29/1995	Active	101	6	7	-1	-0.98%	105	5	0			N	0		\$4,431.86	
	Exc Award (06/30/2016)																	
151730	Nagpur Health City	07/11/2022	Active	25	2	0	2	8.70%	25		3			N	M,SC	4		
98876	NAGPUR HERITAGE	03/20/2007	Active	37	7	6	1	2.78%	37	2	1			N	M	2	\$1,802.93	
	Exc Award (06/30/2021, 06/30/2024)																	
64784	NAGPUR LEGEND	11/13/2001	Active	46	5	6	-1	-2.13%	69	4	0			N	SC	4	\$324.58	
	Exc Award (06/30/2018, 06/30/2022, 06/30/2024)																	
63638	NAGPUR MEDICOS	10/19/2000	Active	42	0	0	0	0.00%	42		0			N	P,S,T,M,VP SC	6		
	Exc Award (06/30/2019)																	
153807	Nagpur Metro City	04/14/2023	Active(2)	20	8	2	6	42.86%	14	2	0			N	M	6		
60571	NAGPUR METROPOLITAN	03/25/1998	Active	13	0	0	0	0.00%	20		6		2		M,VP,SC	14		
	Exc Award (06/30/2016)																	
47457	NAGPUR MIDC	06/01/1987	Active(1)	16	0	0	0	0.00%	16		14	1	None		P,S,T,M,VP SC	18	90+ Days	
125640	Nagpur Noble	08/20/2015	Active	33	1	0	1	3.13%	34		0			R	M,SC	0	\$101.83	
	Exc Award (06/30/2018, 06/30/2019, 06/30/2020)																	
50131	NAGPUR NORTH	01/22/1990	Active	87	19	10	9	11.54%	82	4	0				M,VP,SC	16	\$1,653.18	
	Exc Award (06/30/2022)																	
106352	NAGPUR ORANGE CITY	08/31/2009	Active	18	0	2	-2	-10.00%	29	8	0			N	P,M,VP	1		
122937	Nagpur Pariwar	09/03/2014	Active(1)	18	5	8	-3	-14.29%	23	5	4			N	T,M,SC	6		
135021	Nagpur Premium	06/18/2018	Active	28	1	0	1	3.70%	27		0			N		11		
90239	NAGPUR PRIDE	11/29/2005	Active	16	2	18	-16	-50.00%	42	8	1				M,VP,SC	6		
	Exc Award (06/30/2023)																	
63523	NAGPUR ROYAL	08/14/2000	Active(1)	46	0	0	0	0.00%	46		16				M,VP,SC	13		
139281	Nagpur Samarpan	09/25/2019	Active(1)	25	0	7	-7	-21.88%	32	4	1			N	T,M	8	90+ Days	
	Exc Award (06/30/2021)																	
141978	Nagpur Sawaj	07/06/2020	Active	21	1	1	0	0.00%	20	4	0				M,VP,SC	3	\$876.91	



# Club Health Assessment for District 3234H1 through April 2025

			Status	Membership							Reports					Finance		LCIF
Club Number	Club Name	Charter Date		Current Member Count	YTD Members Added	YTD Members Dropped	YTD Net Growth	YTD Net Growth%	Member Count 12 Months Ago	Avg. length of service for dropped members	Months Since Last MMR ***	Yrs. Since Last Officer Report	President Rotation	Vice President Reported ****	Months Since Last Activity Report ***	Account Balance	Donations for current Fiscal Year	
			Number of times on status quo within last two years	If below 15 members appears					If net loss is greater than 20% appears			If no report in 3 months appears in	When more than one year appears in	Number of repeat terms	Notes the officers that do not have an active	If no report at 12 months appears in red		
Exc Award (06/30/2021)																		
142351	Nagpur Scholars	08/18/2020	Active	19	4	3	1	5.56%	21	4	2				M,VP,SC	1		\$5.99
143830	Nagpur Seva	12/17/2020	Active	26	2	0	2	8.33%	24		4			R	M	2		\$201.26
Exc Award (06/30/2022)																		
151299	Nagpur Seven Star	06/16/2022	Active(1)	32	4	0	4	14.29%	30		1		2	R		6		
147980	Nagpur Shakti	08/23/2021	Active	11	0	0	0	0.00%	17		10			N	M,SC	6		
125718	Nagpur Smart City	09/09/2015	Active(1)	17	4	1	3	21.43%	16	13	0		2	N	M	6		
Exc Award (06/30/2019, 06/30/2022)																		
153165	Nagpur Smart Vision	12/07/2022	Active	33	5	0	5	17.86%	29		1				M,VP,SC	0		\$2,228.20
Exc Award (06/30/2023, 06/30/2024)																		
26378	NAGPUR SOUTH NAGPUR	04/09/1963	Active	68	7	1	6	9.68%	74	1	0			R		1		\$2,036.54
Exc Award (06/30/2016, 06/30/2019, 06/30/2020)																		
122999	Nagpur Vision	08/26/2014	Active	32	3	1	2	6.67%	31	1	0			N		6		\$300.09
Exc Award (06/30/2016, 06/30/2021, 06/30/2020)																		
135072	Nagpur Warud Centennial	06/20/2018	Cancelled(8*)	0	0	26	-26	-100.00%	26	5	4		None		P,S,T,M,VP SC	24+	90+ Days	
142203	Nagpur Zenith Star	07/20/2020	Cancelled(8*)	0	0	9	-9	-100.00%	9	7	6		None		P,S,T,M,VP SC	24+	90+ Days	
151434	Nagpur Zero Mile	06/20/2022	Active	20	7	12	-5	-20.00%	29	3	0		None	N	P,S,M,SC	2		
150347	Nawegaon Bandh	03/29/2022	Active(2)	9	0	0	0	0.00%	9		21		None		P,S,T,M,VP SC	18		
122990	Pusad City	08/22/2014	Active(2)	15	0	0	0	0.00%	21		10				T,M,VP,SC	1		
Exc Award (06/30/2016)																		
141149	Saoner	03/09/2020	Active(1)	19	4	1	3	18.75%	16	3	9			R	M,SC	12		
105005	TALEGAON DASHASAR	03/16/2009	Active	27	5	0	5	22.73%	23		1			N	P,M,SC	3		
106951	TIRORA	12/01/2009	Active(1)	16	0	0	0	0.00%	19		0			N	P,T,M,SC	24+		
Exc Award (06/30/2020)																		
26398	TUMSAR	02/25/1966	Active	77	1	2	-1	-1.28%	92	20	0			N	M,VP	4		\$25.16
Exc Award (06/30/2016, 06/30/2018, 06/30/2020)																		
135973	Tumsar Diamond	08/07/2018	Active	22	0	2	-2	-8.33%	27	2	1				T,M,VP,SC	3		\$17.97
Exc Award (06/30/2023)																		





# Club Health Assessment for District 3234H1 through April 2025

Club Number	Club Name	Charter Date	Status	Membership							Reports					Finance	LCIF
				Current Member Count	YTD Members Added	YTD Members Dropped	YTD Net Growth	YTD Net Growth%	Member Count 12 Months Ago	Avg. length of service for dropped members	Months Since Last MMR ***	Yrs. Since Last Officer Report	President Rotation	Vice President Reported ****	Months Since Last Activity Report ***	Account Balance	Donations for current Fiscal Year
			Number of times on status quo within last two years	If below 15 members appears				If net loss is greater than 20% appears			If no report in 3 months appears	When more than one year appears in	Number of repeat terms	Notes the officers that do not have an active	If no report at 12 months appears in red		
128213	Tumsar Golden	07/26/2016	Active(2)	34	0	6	-6	-15.00%	40	4	1			N	VP	15	
	Exc Award (06/30/2019, 06/30/2023)																
125458	Tumsar Lalitam	07/22/2015	Active	21	0	0	0	0.00%	21		13		2	R	T,M,VP,SC	6	
31408	WANI	11/13/1975	Active	39	11	0	11	39.29%	28		1		2	R	S,T,M,VP,SC	0	\$536.69
26402	WARDHA	01/10/1960	Active	114	13	0	13	12.87%	133		0			N	VP,SC	0	\$5,898.54
	Exc Award (06/30/2016, 06/30/2021, 06/30/2022)																
98773	WARDHA GANDHI CITY	03/15/2007	Active(1)	10	14	29	-15	-60.00%	21	3	3		3		M,VP,SC	18	
133657	Wardha Heritage	02/16/2018	Active(2)	12	12	12	0	0.00%	15	18	2			N	T,M,VP,SC	18	\$1,000.30
131949	Wardha Medicos	07/10/2017	Active	21	10	0	10	90.91%	12		6			N	M,SC	6	\$1,000.30
145668	Wardha Rejuvenate	04/26/2021	Active	15	0	6	-6	-28.57%	21	3	1			N	P	N/A	
	Exc Award (06/30/2022)																
135910	Wardha Trust	07/18/2018	Active(1)	17	0	11	-11	-39.29%	28	3	4				S,T,M,VP,SC	9	
26404	YAVATMAL	12/05/1972	Active	47	5	1	4	9.30%	43	2	1			N		1	\$293.50
	Exc Award (06/30/2016, 06/30/2019, 06/30/2020)																
123040	Yavatmal Cotton City	08/28/2014	Active(2)	13	2	0	2	18.18%	16		6		2	R	S,SC	24+	
140526	Yavatmal Pharma	12/23/2019	Active	47	0	0	0	0.00%	47		1		2		M,VP,SC	6	

Clubs Cancelled Previous Fiscal Year – Clubs Cancelled within last 12 months may be reinstated

Club Number	Club Name	Charter Date	Current Status*	Cancellation Date
142788	Nagpur Snehdhaga	10/01/2020	Cancelled(8*)	04/29/2024
153241	Tiwasa Star	02/07/2023	Cancelled(8*)	12/29/2023

Current Total Clubs Count	YTD New Clubs Count	YTD Cancelled Clubs Count	YTD Net Club Gain	Current Total Members Count	YTD Add	YTD Drop	YTD Net Growth	YTD Net Growth %	Member Count 12 Months Ago	Average Member Count Per Club	% of Clubs with less than 20 members	% No MMR in 3 Months	% No Officer Report in 12 Months	% of Clubs with balance 90+ days	Number of Clubs in Status Quo	% Status Quo Clubs in Financial Suspension	Number of Cancelled Clubs	Average Cancelled Club Age	Members Lost Due to Cancellation	% of Clubs Cancelled for Non-Financial Reasons
114	15	9	6	3,673	667	543	124	3.49%	3,766	32	25%	42%	2%	6%	0	0%	9	8	169	-22%



Club Health Assessment for District 3234H1 through April 2025

			Status	Membership							Reports				Finance	LCIF	
				Current Member Count	YTD Members Added	YTD Members Dropped	YTD Net Growth	YTD Net Growth%	Member Count 12 Months Ago	Avg. length of service for dropped members	Months Since Last MMR ***	Yrs. Since Last Officer Report	President Rotation	Vice President Reported ****	Months Since Last Activity Report ***	Account Balance	Donations for current Fiscal Year
Club Number	Club Name	Charter Date															
			Number of times on status quo within last two years	If below 15 members appears				If net loss is greater than 20% appears			If no report in 3 months appears in	When more than one year appears in	Number of repeat terms	Notes the officers that do not have an active	If no report at 12 months appears in red		

\* - P - Priority Club. Cancellation Reasons: 1-Objectives/conduct, 2-Non-active club, 5-Non-existing club, 6-Disbanding, 7-Merger, 8-Financial Suspension, 9-District/Multiple District Dues.  
\*\* - Abbreviation: P-President, S-Secretary, T-Treasurer, M-Member Chairperson, VP-First Vice President, MC-Communications Chairperson, SC-Service Chairperson  
\*\*\* - Abbreviation: N/R - Never reported using the Lions Clubs website, N/A - Not applicable, No password registered for the Lions Clubs website.  
\*\*\*\* - Abbreviation: N - New, IP - Immediate Past, R - Repeat.



## Club Health Assessment for District 3234H2 through April 2025

			Status	Membership							Reports					Finance		LCIF
Club Number	Club Name	Charter Date		Current Member Count	YTD Members Added	YTD Members Dropped	YTD Net Growth	YTD Net Growth%	Member Count 12 Months Ago	Avg. length of service for dropped members	Months Since Last MMR ***	Yrs. Since Last Officer Report	President Rotation	Vice President Reported ****	Months Since Last Activity Report ***	Account Balance	Donations for current Fiscal Year	
			Number of times on status quo within last two years	If below 15 members appears				If net loss is greater than 20% appears			If no report in 3 months appears in	When more than one year appears in	Number of repeat terms	Notes the officers that do not have an active	If no report at 12 months appears in red			
Clubs less than two years old																		
156259	Akkalkuwa Taloda	09/30/2023	Cancelled(8*)	0	0	20	-20	-100.00%	20	1	19	1	None	P,S,T,M,VP SC	9	90+ Days		
177600	Akola Gold	09/30/2024	Active	21	21	0	21	100.00%	0		0		None	N P,T,M,SC	0			
177495	Akola Gold Youngster	08/26/2024	Active	21	21	0	21	100.00%	0		8			M,VP,SC	9			
176523	Akola Rajputana	08/14/2024	Active	21	21	0	21	100.00%	0		8			M,VP,SC	9			
181643	Akot Gold	04/02/2025	Newly Chartered	20	20	0	20	100.00%	0		0			N M,SC	N/A			
173310	Amalner Mangal	09/30/2024	Active	20	20	0	20	100.00%	0		7			N M,SC	1			
181456	Ambejogai Yogeshwari	03/31/2025	Newly Chartered	20	20	0	20	100.00%	0		1			N	1			
155914	Aurangabad Chartered	09/22/2023	Cancelled(8*)	0	0	48	-48	-100.00%	48	1	19	1	None	P,S,T,M,VP SC	9	90+ Days		
155782	Aurangabad Healers	09/28/2023	Cancelled(8*)	0	0	21	-21	-100.00%	21	1	7		None	P,S,T,M,VP SC	9	90+ Days		
155767	Aurangabad Legends	09/05/2023	Active(1)	24	0	0	0	0.00%	24		10		2	S,T,M,VP,SC	9	90+ Days		
156345	Aurangabad Nexgen	10/05/2023	Active(1)	32	0	0	0	0.00%	32		18		2	M,VP,SC	9			
155897	Aurangabad Titans	09/07/2023	Active(1)	36	0	60	-60	-62.50%	96	1	5			N M,SC	9			
156313	Balapur	09/30/2023	Active(1)	20	20	20	0	0.00%	20	1	1		2	M,VP,SC	9			
157770	Basmat Classic	05/16/2024	Active	20	0	0	0	0.00%	0		12		None	P,S,T,M,VP SC	9			
178978	Basmath Pride	10/03/2024	Active	21	21	0	21	100.00%	0		1			M,VP,SC	3			
157407	Chhatrapati Sambhajinagar Achiever	02/15/2024	Active	20	0	0	0	0.00%	20		10		2	M,VP,SC	9	90+ Days		
171480	Chhatrapati Sambhajinagar Auric City	06/17/2024	Active	20	0	0	0	0.00%	0		10		2	M,VP,SC	9	90+ Days		
157063	Chhatrapati Sambhajinagar Classic The One	01/31/2024	Active(1)	21	0	3	-3	-12.50%	24	1	5		2	M,VP,SC	1			
157036	Chhatrapati Sambhajinagar Elite	12/30/2023	Active	20	0	0	0	0.00%	20		16		2	R S,M,VP,SC	9			
157093	Chhatrapati Sambhajinagar Lotus	01/04/2024	Active	22	0	0	0	0.00%	22		15		None	P,S,T,M,VP SC	9	90+ Days		
181300	Chhatrapati Sambhajinagar Mit Urja	04/08/2025	Newly Chartered	20	20	0	20	100.00%	0		0			N	N/R			



## Club Health Assessment for District 3234H2 through April 2025

			Status	Membership							Reports					Finance	LCIF	
Club Number	Club Name	Charter Date		Current Member Count	YTD Members Added	YTD Members Dropped	YTD Net Growth	YTD Net Growth%	Member Count 12 Months Ago	Avg. length of service for dropped members	Months Since Last MMR ***	Yrs. Since Last Officer Report	President Rotation	Vice President Reported ****	Months Since Last Activity Report ***	Account Balance	Donations for current Fiscal Year	
			Number of times on status quo within last two years	If below 15 members appears					If net loss is greater than 20% appears			If no report in 3 months appears in	When more than one year appears in	Number of repeat terms	Notes the officers that do not have an active	If no report at 12 months appears in red		
157545	Chhatrapati Sambhajanagar Phoenix	03/05/2024	Active	20	0	0	0	0.00%	20		10		2	M,VP,SC	9	90+ Days	\$2,012.58	
157111	Chhatrapati Sambhajanagar Sunshine	01/31/2024	Active	21	0	0	0	0.00%	21		15		2	M,VP,SC	9	90+ Days		
157112	Chhatrapati Sambhajanagar Suraj	02/08/2024	Active	21	0	0	0	0.00%	21		10		2	M,VP,SC	9	90+ Days		
181726	Dharashiv Helping Hands	04/09/2025	Newly Chartered	20	20	0	20	100.00%	0		0			T,M,VP,SC	3			
155931	Jalgaon Jamod Satpuda	09/21/2023	Cancelled(8*)	0	0	22	-22	-100.00%	20	1	10		None	P,S,T,M,VP SC	9	90+ Days		
178954	Jalgaon Sevarthi	09/30/2024	Active	21	21	0	21	100.00%	0		7			M,VP,SC	2	90+ Days		
154762	Jalna Prince	06/12/2023	Cancelled(8*)	0	0	0	0	0.00%	20		10	1	None	P,S,T,M,VP SC	N/A	90+ Days		
154886	Jalna Sanskruti	06/21/2023	Cancelled(6*)	0	0	0	0	0.00%	8		10	1	None	P,S,T,M,VP SC	15	90+ Days		
178265	Khamgaon Jai Gajanan	02/27/2025	Newly Chartered	22	22	0	22	100.00%	0		2			M,VP,SC	2			
157365	Khamgaon Sanskruti Legend	02/15/2024	Active	20	0	0	0	0.00%	20		14		None	P,S,T,M,VP SC	9	90+ Days		
157094	Latur Helping Hands	01/03/2024	Active	25	5	0	5	25.00%	20		3		2	R		1	90+ Days	
172303	Latur Legends	06/20/2024	Active	20	0	0	0	0.00%	0		8		None	P,S,T,M,VP SC	9	90+ Days		
178962	Latur MIDC	10/03/2024	Active	20	20	0	20	100.00%	0		6			N		3		
157216	Latur We Care	01/22/2024	Active(1)	20	20	20	0	0.00%	20	1	2		3	M,VP,SC	9			
156233	Lonar Gold	09/29/2023	Active(1)	20	0	0	0	0.00%	20		16		2	N	M	6		
178857	Mehkar Royal	09/26/2024	Active	20	20	0	20	100.00%	0		0			N	T	3		
156211	Mehkar Sharangdhar	09/28/2023	Active	19	4	5	-1	-5.00%	20	2	0		2	R	M,SC	3		
156262	Murtizapur Gold	09/29/2023	Active(1)	20	0	0	0	0.00%	20		0		None	P,S,T,M,VP SC	3			
178938	Nandurbar PG Pharmacy Campus	09/30/2024	Active	20	20	0	20	100.00%	0		7			M,VP,SC	1			
157828	Pimpalner	06/13/2024	Active	20	0	0	0	0.00%	0		10		None	P,S,T,M,VP SC	9	90+ Days		
154895	Purna Cross Line	06/26/2023	Cancelled(8*)	0	0	20	-20	-100.00%	20	2	3	1	None	P,S,T,M,VP SC	9	90+ Days		
155739	Risod Gold Legend	09/20/2023	Active(1)	20	20	20	0	0.00%	20	1	1		3	M,VP,SC	9	90+ Days		
179855	Selu	01/24/2025	Active	24	24	0	24	100.00%	0		3			N		2		



## Club Health Assessment for District 3234H2 through April 2025

			Status	Membership							Reports					Finance		LCIF
Club Number	Club Name	Charter Date		Current Member Count	YTD Members Added	YTD Members Dropped	YTD Net Growth	YTD Net Growth%	Member Count 12 Months Ago	Avg. length of service for dropped members	Months Since Last MMR ***	Yrs. Since Last Officer Report	President Rotation	Vice President Reported ****	Months Since Last Activity Report ***	Account Balance	Donations for current Fiscal Year	
			Number of times on status quo within last two years	If below 15 members appears				If net loss is greater than 20% appears			If no report in 3 months appears in	When more than one year appears in	Number of repeat terms	Notes the officers that do not have an active	If no report at 12 months red			
156013	Shirpur Gold	09/26/2023	Active	40	0	0	0	0.00%	40		8			M,VP,SC	7			
157459	Udgir Matrubhoomi	03/18/2024	Cancelled(8*)	0	0	24	-24	-100.00%	24	1	10		None	P,S,T,M,VP SC	9	90+ Days		
Clubs more than two years old																		
26351	AKOLA	01/15/1961	Active	29	3	0	3	11.54%	26		1			N	M,SC	9		
	Exc Award (06/30/2024)																	
61414	AKOLA COTTON CITY	01/04/1999	Active	54	27	1	26	92.86%	26	1	1			N	T	2	\$1,011.30	
	Exc Award (06/30/2024)																	
123411	Akola Elite	10/21/2014	Active	35	0	0	0	0.00%	33		10			N	S,M	9		
	Exc Award (06/30/2024)																	
148355	Akola Harmony	09/27/2021	Active	20	0	0	0	0.00%	20		10			R	M,VP,SC	0		
	Exc Award (06/30/2023)																	
57764	AKOLA MID TOWN	01/22/1996	Active	23	0	8	-8	-25.81%	30	1	3				T,M,VP	6		
	Exc Award (06/30/2021, 06/30/2023)																	
151800	Akola Midtown Femina	07/29/2022	Active(1)	21	0	0	0	0.00%	21		10			N	S,T,M,VP,SC	8		
152472	Akola Midtown Gold	08/30/2022	Active	116	28	0	28	31.82%	88		1		2	N	S,VP,SC	1	\$2,000.60	
	Exc Award (06/30/2024)																	
151802	Akola Sapphire	07/29/2022	Active	28	5	0	5	21.74%	32		1			N	T,M,SC	2	\$1,000.30	
26353	AMALNER	11/02/1969	Active	80	3	1	2	2.56%	80	0	0			N	T,SC	8	\$2,000.60	
	Exc Award (06/30/2016, 06/30/2017, 06/30/20)																	
152566	Ambad	10/04/2022	Active(1)	20	21	21	0	0.00%	20	2	0		3		T,M,VP,SC	0		
26355	AURANGABAD	10/25/1966	Active	65	4	4	0	0.00%	65	3	4			N	M	3		
	Exc Award (06/30/2016, 06/30/2022, 06/30/20)																	
104023	AURANGABAD ANGELS	12/01/2008	Active	51	5	0	5	10.87%	50		5				S,M,VP,SC	2		
	Exc Award (06/30/2017, 06/30/2024)																	
54343	AURANGABAD CENTRAL	04/14/1993	Active	107	8	6	2	1.90%	98	5	3			N		1	\$3,000.90	
	Exc Award (06/30/2017, 06/30/2024)																	
30938	AURANGABAD CHIKALTHANA	06/11/1975	Active	107	1	0	1	0.94%	117		1			N	M,SC	8		
	Exc Award (06/30/2016, 06/30/2017, 06/30/20)																	



## Club Health Assessment for District 3234H2 through April 2025

			Status	Membership							Reports					Finance		LCIF
Club Number	Club Name	Charter Date		Current Member Count	YTD Members Added	YTD Members Dropped	YTD Net Growth	YTD Net Growth%	Member Count 12 Months Ago	Avg. length of service for dropped members	Months Since Last MMR ***	Yrs. Since Last Officer Report	President Rotation	Vice President Reported ****	Months Since Last Activity Report ***	Account Balance	Donations for current Fiscal Year	
			Number of times on status quo within last two years	If below 15 members appears				If net loss is greater than 20% appears			If no report in 3 months appears in	When more than one year appears in	Number of repeat terms	Notes the officers that do not have appears in an active	If no report at 12 months red			
52939	AURANGABAD CIDCO	04/14/1992	Active	25	0	0	0	0.00%	33		10			N	M	9		
Exc Award (06/30/2021, 06/30/2024)																		
102463	AURANGABAD CITY	06/18/2008	Active	59	3	1	2	3.51%	57	1	8			N	M,SC	5		
Exc Award (06/30/2017, 06/30/2021, 06/30/2024)																		
62783	AURANGABAD CLASSIC	02/09/2000	Active	65	2	0	2	3.17%	65		1				M,VP,SC	1		
Exc Award (06/30/2019, 06/30/2021, 06/30/2024)																		
104056	AURANGABAD DECCAN	12/03/2008	Active	25	3	0	3	13.64%	20		4				M,VP,SC	8	\$1,000.30	
Exc Award (06/30/2017, 06/30/2024)																		
106490	AURANGABAD GEMINI	08/31/2009	Active	26	1	8	-7	-21.21%	33	2	1			N	VP	5		
Exc Award (06/30/2024)																		
103895	AURANGABAD GOLD	11/03/2008	Active	32	0	0	0	0.00%	30		11				P,M,VP,SC	6		
Exc Award (06/30/2024)																		
117985	AURANGABAD ICONS	10/10/2012	Active	78	0	6	-6	-7.14%	83	6	4				M,VP,SC	6		
Exc Award (06/30/2018, 06/30/2021, 06/30/2024)																		
62089	AURANGABAD METRO	06/14/1999	Active	26	0	0	0	0.00%	38		8				T,M,VP,SC	9		
50130	AURANGABAD MID TOWN	01/23/1990	Active	147	4	0	4	2.80%	144		7				S,M,VP,SC	2	\$2,893.08	
Exc Award (06/30/2017, 06/30/2021, 06/30/2024)																		
133502	Aurangabad Midtown Nx	01/15/2018	Active	90	9	0	9	11.11%	80		4				M,VP,SC	9	\$1,006.29	
Exc Award (06/30/2021, 06/30/2024)																		
149700	Aurangabad Revival	02/01/2022	Active	20	10	10	0	0.00%	20	2	3		4		M,VP,SC	8	90+ Days	
102464	AURANGABAD ROYAL	06/18/2008	Active	46	5	0	5	12.20%	43		6			N	M,VP,SC	0		
Exc Award (06/30/2016, 06/30/2024)																		
51648	AURANGABAD WALUJ	05/01/1991	Active	45	0	0	0	0.00%	47		8			N	P,M,SC	9	\$3,054.80	
Exc Award (06/30/2024)																		
26358	BHUSAWAL	11/26/1973	Active	49	1	0	1	2.08%	50		3				VP	0		
Exc Award (06/30/2016, 06/30/2017, 06/30/2024)																		
26360	DHULIA	03/07/1961	Active	42	5	0	5	13.51%	37		4				T,M,VP,SC	0	\$1,000.30	
Exc Award (06/30/2017, 06/30/2018, 06/30/2024)																		
100369	DONDAICHA	10/11/2007	Active	32	1	2	-1	-3.03%	33	9	3				P,M,VP,SC	5		



# Club Health Assessment for District 3234H2 through April 2025

			Status	Membership							Reports					Finance		LCIF
Club Number	Club Name	Charter Date		Current Member Count	YTD Members Added	YTD Members Dropped	YTD Net Growth	YTD Net Growth%	Member Count 12 Months Ago	Avg. length of service for dropped members	Months Since Last MMR ***	Yrs. Since Last Officer Report	President Rotation	Vice President Reported ****	Months Since Last Activity Report ***	Account Balance	Donations for current Fiscal Year	
			Number of times on status quo within last two years	If below 15 members appears					If net loss is greater than 20% appears			If no report in 3 months appears in	When more than one year appears in	Number of repeat terms	Notes the officers that do not have an active	If no report at 12 months appears in red		
Exc Award (06/30/2016, 06/30/2018, 06/30/2020)																		
131948	Dondaicha Shatabdi	07/10/2017	Active	36	5	0	5	16.13%	32		3			N	M,SC	9		
Exc Award (06/30/2018, 06/30/2024)																		
150752	Gangakhed Goldcity	05/24/2022	Active	20	4	5	-1	-4.76%	20	2	1			N	P,M,VP,SC	7		
59261	GANGAKHED TOWN	03/18/1997	Active	25	3	2	1	4.17%	26	5	1			N	S,T,M,VP,SC	0		
26364	JALGAON	01/15/1967	Active	50	6	0	6	13.64%	44		3			N	T,SC	6		\$4,037.14
Exc Award (06/30/2017, 06/30/2018, 06/30/2020)																		
51856	JALGAON CENTRAL	06/25/1991	Active	82	4	0	4	5.13%	84		1			N	T	5		\$7,277.63
Exc Award (06/30/2016, 06/30/2018, 06/30/2020)																		
118181	JALGAON GOLD CITY	10/29/2012	Active	29	3	0	3	11.54%	26		6			N	M,SC	1		\$3,012.88
Exc Award (06/30/2016, 06/30/2017, 06/30/2020)																		
26365	JALNA	01/08/1967	Active	160	14	47	-33	-17.10%	193	5	0			N		1		\$2,551.65
Exc Award (06/30/2016, 06/30/2018, 06/30/2020)																		
148454	Jalna City	09/30/2021	Cancelled(6*)	0	0	0	0	0.00%	10		10	1	None		P,S,T,M,VP SC	3	90+ Days	
128758	Jalna Diamond	08/31/2016	Active(1)	38	2	1	1	2.70%	24	1	7		2		M,VP,SC	9		
Exc Award (06/30/2024)																		
111445	JALNA GOLD	06/21/2011	Active	20	0	0	0	0.00%	9		4			N	T,M,SC	3		
128634	Jalna Maharaja	08/31/2016	Cancelled(6*)	0	0	0	0	0.00%	15		10	1	None		P,S,T,M,VP SC	20	90+ Days	
136090	Jalna Marvel	09/12/2018	Cancelled(6*)	0	0	0	0	0.00%	9		10	1	None		P,S,T,M,VP SC	15	90+ Days	
60787	JALNA MERCHANTS CITY	05/18/1998	Active	36	1	0	1	2.86%	35		3			N	T	2		
Exc Award (06/30/2024)																		
144129	Jalna Ojasvi	12/22/2020	Cancelled(6*)	0	0	0	0	0.00%	12		10	1	None		P,S,T,M,VP SC	14	90+ Days	
128858	Jalna President	09/14/2016	Cancelled(6*)	0	0	0	0	0.00%	20		10	1	None		P,S,T,M,VP SC	14	90+ Days	
109300	JALNA PRIDE	09/23/2010	Cancelled(6*)	0	0	0	0	0.00%	13		4		None		P,S,T,M,VP SC	14	90+ Days	
132800	Jalna Rapid	12/21/2017	Active	20	6	1	5	33.33%	19	4	1			N	T,M,VP,SC	3		
108980	JALNA ROYALS	07/28/2010	Active	26	0	3	-3	-10.34%	9	5	5			N	M,SC	9		
109151	JALNA STEEL	09/01/2010	Cancelled(6*)	0	0	0	0	0.00%	10		10	1	None		P,S,T,M,VP SC	15	90+ Days	






# Club Health Assessment for District 3234H2 through April 2025

			Status	Membership							Reports					Finance		LCIF
Club Number	Club Name	Charter Date		Current Member Count	YTD Members Added	YTD Members Dropped	YTD Net Growth	YTD Net Growth%	Member Count 12 Months Ago	Avg. length of service for dropped members	Months Since Last MMR ***	Yrs. Since Last Officer Report	President Rotation	Vice President Reported ****	Months Since Last Activity Report ***	Account Balance	Donations for current Fiscal Year	
			Number of times on status quo within last two years	If below 15 members appears				If net loss is greater than 20% appears			If no report in 3 months appears in	When more than one year appears in	Number of repeat terms	Notes the officers that do not have an active	If no report at 12 months red			
144278	Jalna Unnati	12/24/2020	Cancelled(6*)	0	0	0	0	0.00%	15		10	1	None	P,S,T,M,VP SC M,SC	14	90+ Days		
32766	KHAMGAON	09/15/1976	Active	106	2	0	2	1.92%	105		4			R	1		\$1,888.88	
	Exc Award (06/30/2017, 06/30/2018, 06/30/20																	
142407	Khamgaon Sanskruti	08/24/2020	Active	108	7	1	6	5.88%	106	4	7			N	M,SC	0		
	Exc Award (06/30/2021, 06/30/2022, 06/30/20																	
89053	KHAMGAON SILVER CITY	08/05/2005	Active	21	0	0	0	0.00%	21		4				M,VP,SC	9		
	Exc Award (06/30/2017, 06/30/2021)																	
26373	LATUR	06/08/1973	Active	24	0	0	0	0.00%	27		1			N	T,M	2	\$1,000.30	
	Exc Award (06/30/2024)																	
62784	LATUR CITY	02/09/2000	Active(1)	31	0	0	0	0.00%	30		10			R		3		
60953	LATUR MID TOWN	06/26/1998	Active	37	3	16	-13	-26.00%	50	4	0			R		3	\$2,000.60	
	Exc Award (06/30/2017)																	
152329	Malegaon Next	08/29/2022	Active	20	0	0	0	0.00%	20		1		3		S,T,M,VP,SC	9		
26379	NANDED	10/02/1965	Active	105	9	0	9	9.38%	100		2			N	T,SC	1	\$838.57	
	Exc Award (06/30/2017, 06/30/2021, 06/30/20																	
132363	Nanded Angels	11/06/2017	Active	24	3	0	3	14.29%	26		2			N	M,SC	0		
136306	Nanded Central	09/27/2018	Active(1)	25	0	1	-1	-3.85%	25	9	4				T,M,VP,SC	1		
	Exc Award (06/30/2020, 06/30/2021)																	
51395	NANDED MID-TOWN	03/06/1991	Active	147	1	2	-1	-0.68%	168	11	1			N	M	0	\$3,006.59	
	Exc Award (06/30/2017, 06/30/2021, 06/30/20																	
120362	Nanded Pride	09/18/2013	Active	57	7	0	7	14.00%	54		1				T,M,VP,SC	3		
126634	Nanded Safire	02/17/2016	Active(1)	22	1	3	-2	-8.33%	25	5	1		2	N	S,T,VP,SC	9		
	Exc Award (06/30/2017, 06/30/2021)																	
78745	NANDURA	04/09/2004	Active(1)	28	0	0	0	0.00%	27		10			N	T,M,SC	0		
	Exc Award (06/30/2024)																	
115149	NANDURA DNYANGANGA	09/22/2011	Active	45	2	0	2	4.65%	61		0			N	T,M,VP,SC	4		
	Exc Award (06/30/2017, 06/30/2019, 06/30/20																	
49928	NANDURBAR	10/30/1989	Active	100	4	0	4	4.17%	102		0			N	M,VP	0		



## Club Health Assessment for District 3234H2 through April 2025

			Status	Membership							Reports					Finance	LCIF		
Club Number	Club Name	Charter Date		Current Member Count	YTD Members Added	YTD Members Dropped	YTD Net Growth	YTD Net Growth%	Member Count 12 Months Ago	Avg. length of service for dropped members	Months Since Last MMR ***	Yrs. Since Last Officer Report	President Rotation	Vice President Reported ****	Months Since Last Activity Report ***	Account Balance	Donations for current Fiscal Year		
			Number of times on status quo within last two years	If below 15 members appears				If net loss is greater than 20% appears			If no report in 3 months appears in	When more than one year appears in	Number of repeat terms		Notes the officers that do not have an active	If no report at 12 months appears in red			
Exc Award (06/30/2017, 06/30/2022)																			
125785	Nandurbar Femina	10/13/2015	Active	40	3	2	1	2.56%	43	3	4			N		0		\$1,000.30	
Exc Award (06/30/2018, 06/30/2022, 06/30/2023)																			
26382	PARBHANI	06/30/1969	Active	71	12	10	2	2.90%	67	14	0			N	M,SC	2			
Exc Award (06/30/2016, 06/30/2017, 06/30/2022)																			
150765	Parbhani Men	05/30/2022	Active	29	3	0	3	11.54%	26		3			N	T,SC	1			
99015	PARBHANI PRINCE	04/03/2007	Active(1)	29	0	2	-2	-6.45%	31	5	3				M,VP,SC	3			
149911	Parbhani Rising Women	04/20/2022	Active(2)	23	6	1	5	27.78%	18	0	6			N	M,SC	6			
127770	Partur	06/09/2016	Active	94	15	15	0	0.00%	94	4	0			N	S,T,VP,SC	1			
Exc Award (06/30/2017, 06/30/2021, 06/30/2022)																			
63075	RISOD MID TOWN	04/13/2000	Active(3)	21	0	10	-10	-32.26%	31	3	3			N	VP,SC	3			
139348	Shahada Satpuda	09/24/2019	Active(1)	20	8	0	8	66.67%	12		2			N	VP,SC	9			
152542	Telhara Midtown	08/30/2022	Active(1)	20	23	23	0	0.00%	20	2	1				T,M,VP,SC	9			
48136	UDGIR	02/08/1988	Active	25	0	0	0	0.00%	31		10			N	S,T,SC	9			
Exc Award (06/30/2024)																			
151049	Udgir Umang	06/22/2022	Active(1)	20	4	0	4	25.00%	22		1			N	M,SC	1			
32303	WASHIM	05/19/1976	Active(2)	44	0	0	0	0.00%	44		19				P,M,VP,SC	9			
Exc Award (06/30/2016, 06/30/2017, 06/30/2022)																			
97438	WASHIM MIDTOWN	06/29/2006	Active	20	2	0	2	11.11%	18		4			N	VP,SC	9			
Exc Award (06/30/2018)																			

Clubs Cancelled Previous Fiscal Year – Clubs Cancelled within last 12 months may be reinstated

Club Number	Club Name	Charter Date	Current Status*	Cancellation Date
136278	Aurangabad Unnati	10/23/2018	Cancelled(8*)	12/29/2023
148542	Jalna Pragati	10/18/2021	Cancelled(6*)	08/29/2023
148543	Jalna Samruddhi	10/18/2021	Cancelled(6*)	08/29/2023
154634	Jalna Sunrisers	06/05/2023	Cancelled(8*)	06/29/2024
106600	LATUR CENTRAL	09/11/2009	Cancelled(8*)	12/29/2023



## Club Health Assessment for District 3234H2 through April 2025

			Membership										Reports					Finance		LCIF
Club Number	Club Name	Charter Date	Status	Current Member Count	YTD Members Added	YTD Members Dropped	YTD Net Growth	YTD Net Growth%	Member Count 12 Months Ago	Avg. length of service for dropped members	Months Since Last MMR ***	Yrs. Since Last Officer Report	President Rotation	Vice President Reported ****	Months Since Last Activity Report ***	Account Balance	Donations for current Fiscal Year			
			Number of times on status quo within last two years	If below 15 members appears				If net loss is greater than 20% appears			If no report in 3 months appears in	When more than one year appears in	Number of repeat terms	Notes the officers that do not have an active	If no report at 12 months appears in red					
118180	LATUR HEALTH CARE CAMPUS	10/29/2012	Cancelled(8*)	12/29/2023																
150555	Nanded Angel Daughters	06/14/2022	Cancelled(8*)	10/29/2023																
144333	Nanded Annapurna	12/23/2020	Cancelled(8*)	12/29/2023																
132685	Nanded Cygnet	10/24/2017	Cancelled(8*)	08/29/2023																
150556	Nanded Drishti	06/14/2022	Cancelled(8*)	12/29/2023																
150543	Nanded Environment	04/18/2022	Cancelled(8*)	12/29/2023																
151078	Nanded Matrutva	06/14/2022	Cancelled(8*)	12/29/2023																
Current Total Clubs Count	YTD New Clubs Count	YTD Cancelled Clubs Count	YTD Net Club Gain	Current Total Members Count	YTD Add	YTD Drop	YTD Net Growth	YTD Net Growth %	Member Count 12 Months Ago	Average Member Count Per Club	% of Clubs with less than 20 members	% No MMR in 3 Months	% No Officer Report in 12 Months	% of Clubs with balance 90+ days	Number of Clubs in Status Quo	% Status Quo Clubs in Financial Suspension	Number of Cancelled Clubs	Average Cancelled Club Age	Members Lost Due to Cancellation	% of Clubs Cancelled for Non-Financial Reasons
109	15	16	-1	4,293	692	496	196	4.78%	4,229	39	1%	61%	0%	13%	0	0%	16	7	155	-6%

\* - P - Priority Club. Cancellation Reasons: 1-Objectives/conduct, 2-Non-active club, 5-Non-existing club, 6-Disbanding, 7-Merger, 8-Financial Suspension, 9-District/Multiple District Dues.

\*\* - Abbreviation: P-President, S-Secretary, T-Treasurer, M-Member Chairperson, VP-First Vice President, MC-Communications Chairperson, SC-Service Chairperson

\*\*\* - Abbreviation: N/R - Never reported using the Lions Clubs website, N/A - Not applicable, No password registered for the Lions Clubs website.

\*\*\*\* - Abbreviation: N - New, IP - Immediate Past, R - Repeat.